



LOWE
WORLDWIDE RENTAL SPECIALISTS

+971 4 882 9440
Search: Lowe Rental
info@lowerental.com

Refrigeration & Catering Equipment Rental Catalog

LOWE RENTAL HAS MORE THAN 35 YEARS EXPERIENCE IN EQUIPMENT SALES AND RENTAL.

We were founded in Northern Ireland in 1977 and have grown to become the world’s leading refrigeration, catering equipment and temporary kitchen rental company.

At Lowe Rental we service all major food exhibitions, events, retailers and food producers with rental solutions and equipment sales through our strategically placed offices.

At Lowe Rental we have an extensive and growing range of commercial display and catering equipment available, and our reputation for providing quality solutions to our customers is world renowned.

From Beijing to Boston, Dubai to Belfast, we can service all your rental equipment needs in refrigeration, catering equipment and temporary kitchen rental.

Our global sourcing and manufacturing ensures that we are always competitive and adaptable to local market conditions. This allows us to fulfil the needs of both the individual customer and large corporate brands.

All of this makes us your ideal rental partner.

CONTENTS

Modular Cold Rooms

Cold & Freezer Rooms..... 04-05

Refrigeration

Chillers..... 06-14

Wine Chillers..... 14

Storage Chillers..... 14-16

Display Freezers 16-20

Storage Freezers..... 21

Kitchen & Hub Rental

LOWE Rental Chef Hub..... 22

LOWE Rental Gastro Hub..... 23

Catering

Extractors..... 24

Cooking Equipment - Free Standing 24-28

Cooking Equipment - Table Top 28-33

Hot Holding Equipment..... 34-36

Preparation Equipment 36-38

Coffee & Drinks..... 39-41

Tables & Sinks..... 42-43

Dish / Glass Washers 43-44

Water Tanks..... 44

Temporary Structures

LOWE Rental Temporary Structures..... 45

Dimensions (WxDxH)..... 

Voltage / Watt..... 

EI. Plug 

EI. Consumption (KW)..... 

Water Inlet / Drain..... 

Volume..... 

Display Area 

Dairy 

Cakes 

Meats..... 

Seafood..... 

Drinks..... 

LOWE Cold Rooms

LOWE Rental are proud to introduce the latest range of glass door cold rooms, now available in all of our global depots.

These cold rooms are perfect for displaying products, providing a large area of refrigerated space with LED lighting inside. With solid doors located at the side of the cold room from easy access to the rear of the unit, the front glass doors can be kept for customer-orientated promotional purposes.










These modular cold rooms can be built anywhere and come in a range of sizes. To find out more, speak to a member of our team.





LOWE Rental operates one of the largest modular cold room rental fleets in the world which supports caterers at the world's largest sporting events to household name retailers.



Cold & Freezer Rooms

Dimensions (WxDxH)			Dimensions (WxDxH)			Dimensions (WxDxH)		
	2.4x2.4x2.2m	8 x 8ft		2.4x6.0x2.2m	8 x 20ft		2.4x9.6x2.2m	8 x 32ft
	2.4x3.6x2.2m	8 x 12ft		2.4x7.2x2.2m	8 x 24ft		2.4x12x2.2m	8 x 40ft
	2.4x4.8x2.2m	8 x 16ft		2.4x8.4x2.2m	8 x 28ft		3.8x11x2.2m	13x36ft



LOWE Cold Rooms

LOWE Cold Rooms provide the perfect refrigerated storage solution even in the most challenging environments and has an extensive logistical programme to ensure the successful delivery and installation of specialist Cold Room rental equipment.



Rental Features & Services

- Rental Features & Services:
- Suitable for indoor and outdoor use
- Internal racking
- Ramps suitable for roll cage and jackstack operation; available on request
- Python cut panels for beer keg piping; available on request
- Remote temperature monitoring; available on request
- Lockable door & internal emergency door release feature
- Full technical backup is provided with each rental
- Chill Strips; available on request





Technical Features

- 16 amp single phase power requirement
- Fan assisted cooling
- Automatic defrost
- Digital temperature display
- Dual temperature function between -25°C and +10°C
- 80mm thick polyurethane insulation
- Self extinguishing panels in the event of fire
- Easy clean plastic with Food Safe interior



Chillers

Serve-Over Counter - A series





Refrigerated Display Counter				
CODE		A1	A2	A3
	Dimensions (WxDxH)	1285x955x1270	1890x955x1270	2485x955x1270
	Watts	750	1000	1500
	Volume (L)	140	170	227
	Display Area	0.83m²	1.25m²	1.65m²

Italian design fan assisted serve-over counter with under storage; low glass display version is available.

- Fan assisted cooling
- Refrigerated under-counter storage
- Temperature display
- Internal illumination
- Ice trays available
- Stainless steel back shelf
- Temperature: -1...+7 °C



Low Glass Display (LGD)





Refrigerated Display Counter				
CODE		LGD1	LGD2	LGD3
	Dimensions (WxDxH)	1285x955x970	1890x955x970	2485x955x970
	Watts	750	1000	1500
	Volume (L)	140	170	227
	Display Area	0.83m²	1.25m²	1.65m²

Italian design fan assisted serve-over counter with under storage and low glass

- Static cooling
- Automatic defrost
- Fully automatic operation
- Temperature display
- No light
- Refrigerated under storage
- Temperature: -1...+7 °C



Serve-Over Counter - B Series

Refrigerated Display Counter		
CODE	B1 & B2	B3 & B4
	Dimensions (WxDxH) B1 - 1340x1170x1325 B2 - 1930x1170x1325	B3 - 2545x1170x1325 B4 - 3140x1170x1325
	Watts B1 - 500 B2 - 1000	B3 - 1500 B4 - 2000
	Volume (L) -	-
	Display Area B1 - 1.02m² B2 - 1.53m²	B3 - 2.04m² B4 - 2.55m²





Italian design fan assisted serve-over counter with under storage and hydraulic hinge system for front curved glass

- Fan assisted cooling with low velocity fans
- Large stainless steel display deck
- Electromechanical controller
- Curved front glass with hydraulic hinge system
- Internal illumination
- Refrigerated under storage
- Temperature: -1...+5 °C



Chillers

Fish Counter





Refrigerated Fish Display Counter				
CODE		FISH15	FISH20	FISH30
	Dimensions (WxDxH)	1540x1104x1163	2020x1104x1163	2980x1104x1163
	Watts	500	1000	2000
	Volume (L)	-	-	-
	Display Area	1.4m²	1.86m²	2.79m²

Italian fresh fish serve-over display counter in stylish stainless steel finish


- Integral unit
- Temperature display
- Large stainless steel display deck
- Electromechanical controller
- Coiled stainless steel deck
- Curved front glass
- Stainless steel finish
- On pedestals
- Temperature: -1...+2°C







Sushi Bar

Sushi Bar	
CODE	S1
	Dimensions (WxDxH) 1355x430x300
	Watts 160
	Voltage 220V 1N 50Hz
	Volume (L) 52

- Tempered glass front display
- Sliding rear door for easy access
- Temp range 0-12°C
- Digital Control/thermostat display
- Weight 39kg



Sushi Bar





Sushi Bar	
CODE	S2
	Dimensions (WxDxH) 1800x430x300
	Watts 160
	Voltage 220V 1N 50Hz
	Volume (L) 132

- Tempered glass front display
- Sliding rear door for easy access
- Temp range 0-12°C
- Digital Control/thermostat display
- Weight 45kg



Chillers

Crystal Patisserie Case





Refrigerated Patisserie Case			
CODE		CRYSTAL 1 & 2	CRYSTAL 3 & 4
	Dimensions (WxDxH)	C1 - 600x750x1430 C2 - 1000x750x1430	C3 - 1200x750x1430 C4 - 1500x750x1430
	Watts	C1 - 350 C2 - 450	C3 - 550 C4 - 600
	Volume (L)	-	-
	Display Area	C1 - 0.79m ² C2 - 1.60m ²	C3 - 1.92m ² C4 - 2.45m ²

Stylish curved glass refrigeration patisserie display counter with a stainless steel finish

- Internal illumination
- Fan assisted cooling
- Self-closing rear sliding doors
- 3 adjustable glass shelves plus base
- Fully automatic operation
- Curved front glass (except model Crystal 1)
- Temperature: +2...+8°C



Bakery Display Counter





Refrigerated Display Counter			
CODE		L1	L1-Brio
	Dimensions (WxDxH)	1340x720x1370	950x720x1360
	Watts	1300	1100
	Volume (L)	-	-
	Display Area	-	-

Italian curved glass bakery and patisserie display counter with castors

- Fan assisted cooling
- Fully automatic operation
- Double glazed curved glass
- Anti-mist glass
- Rear sliding doors
- Stainless steel bottom display deck
- Temperature: 0...+10°C
- Specialist chocolate display
- Version available: +14...+16°C (Brio model only)



Island Display Cabinet - Panarea

Island Promotional Display Cabinet		
CODE		Panarea
	Dimensions (WxDxH)	1250x1186x980
	Watts	450
	Volume (L)	-
	Display Area	1.13m ²





Refrigerated island promotional display cabinet suitable for a wide range of display requirements

- Fan assisted cooling
- Automatic defrost
- Temperature display
- Temperature: -1...+7°C



Chillers

Counter Top Display Cabinet





Refrigerated Display Counter		
CODE		COUNTER TOP
	Dimensions (WxDxH)	737x793x530
	Watts	450
	Volume (L)	-
	Display Area	0.84m ²

Refrigerated promotional display cabinet suitable for a wide range of display requirements

- Fully automatic operation
- Digital temperature display
- Interior light
- 1 Shelf as standard
- Temperature: +5...+10°C
- Capacity : 2X1/1 G'Norm Pans



Multi-Deck Display Case - CLT Series





Refrigerated Multi-Deck Display Case				
CODE		C1LT	C2LT	C3LT
	Dimensions (WxDxH)	1000x860x1700	1300x860x1700	1900x860x1700
	Watts	1500	1500	1500
	Volume (L)	-	-	-
	Display Area	-	-	-

Italian style low height promotional multi-deck display cabinet on lockable castors for easy movement

- Internal illumination
- Fan assisted cooling
- Night blind
- Automatic defrost
- On castors
- Ticket strips and risers available upon request
- Temperature: -1...+7°C
- Capacity : 205L (C1L), 272L (C2L)



Multi-Deck Wall Cabinet - Genova

Refrigerated Multi-Deck Display Case			
CODE		GENOVA 1	GENOVA 2
	Dimensions (WxDxH)	1015x850x2075	1330x850x2075
	Watts	1000	1500
	Volume (L)	-	-
	Display Area	-	-





Attractive multi-deck display cabinet with 5 fully adjustable shelves and part glazed end panels with rear doors for easy loading

- Integral unit
- Forklift friendly base
- Night blind
- LED Lighting
- Ticket strips and risers available upon request



Chillers

Multi-Deck Display Case - CT Series





Refrigerated Multi-Deck Display Case				
CODE		C1T	C2T	C3 T
	Dimensions (WxDxH)	1020x870x2070	1325x870x2075	1955x870x2030
	Watts	1000	1200	1400
	Volume (L)	-	-	-
	Display Area	1.4m²	1.9m²	2.9m²

Attractive multi-deck display cabinet with adjustable shelves

- Integral Unit
- Panoramic end walls
- Fan assisted cooling
- LED Lighting
- Switchable internal illumination
- Manual night blind
- Ticket strips and risers available upon request
- Temperature: -1...+7°C



Rear Loading Multi-Desk Display Case





Refrigerated Multi-Deck Display Case	
CODE	C2R
	Dimensions (WxDxH)
	Watts
	Volume (L)
	Display Area

Rear Loading Refrigerated Multi deck Display Case

- Integral unit
- Night blind
- Fan assisted cooling
- Digital temperature display
- Ticket strips and risers available upon request
- Two hinged rear doors
- Temperature: -1...+7°C
- 1x13 Amp Plug



Dome Display Chiller - M Series

Dome Display Chiller				
CODE		M1	M2	M2 LED
	Dimensions	dia.1470x1520	dia. 1110x1350	dia. 1300x1350
	Watts	900	800	1000
	Volume (L)	230	90	90
	Display Area	1.8m²	0.9m²	0.9m²




The ultimate refrigeration centre piece for a high impact display from Showmaster

- Temperature display
- Perspex dome with electronic operation for lifting
- LED Illumination (LED MODEL ONLY)
- Stainless steel perforated display shelves
- Temperature: +2...+10°C



Chillers




Salad Bar

Salad Bar - Table Top	
CODE	H25C
	Dimensions (WxDxH)
	Watts
	Voltage

- Temp range 2- 8°C
- Capacity 87L
- Pan GN 1/2 x4"
- Digital Display
- Weight 45kg







Cold Served

Cold Served	
CODE	H25CCZ
	Dimensions (WxDxH)
	Watts
	Voltage

- On Castors
- Tempered Glass Screen
- 4 x 1/1 GN Pans
- Temp +2 - +8°C
- Tray Rail adds additional 300mm to depth of Served



Rotating Display Cabinet

Rotating Display Chiller Cabinet		
CODE		K2R
	Dimensions (WxDxH)	600x585x1800
	Watts	500
	Volume (L)	350
	Display Area	-





Italian four sided chiller or freezer display cabinet with rotating shelves

- Fan assisted cooling
- Fully automatic operation
- Temperature display
- Glazed all four sides
- On castors
- Adjustable rotating glass shelves
- Temperature: -5...-18°C /+1...+5°C



Chillers

Hexagonal Display Chiller





Hexagonal Display Chiller		
CODE	K3	
	Dimensions (WxDxH)	925x843x1825
	Watts	1000
	Volume (L)	600
	Display Area	-

Italian six sided chiller display cabinet with rotating shelves

- Fan assisted cooling
- Fully automatic operation
- Glazed all six sides
- On castors
- Rotation switch
- Switchable internal illumination
- Adjustable rotating 6 glass shelves
- Temperature: +4...+10°C



Bench Chiller





Bench Chiller		
CODE	GN2	GN3
	Dimensions (WxDxH)	1360x700x850 1795x700x850
	Watts	270 330
	Volume (L)	275 428
	Display Area	- -

Stainless steel refrigerated storage bench chiller with working surface

- Auto defrost & evaporation
- Ventilated
- Stainless steel interior/exterior
- Interior rounded corner
- Castors standard
- One plastic-coated shelf
- Temperature: -2...+8°C



Glass Door Chiller

Glass Door Chiller		
CODE	G4	G4 Midi
	Dimensions (WxDxH)	600x635x1950 480x500x1440
	Watts	750 750
	Volume (L)	380 150
	Display Area	- -





Upright single glass door drinks with hinged door and lockable castors for easy movement

- Fan assisted cooling
- Fully automatic operation
- Self-closing door
- Food safe plastic interior
- 5 plastic coated shelves + base
- Integrated grab handle
- Temperature: 0...+10°C



Chillers

Double Door Glass Chiller





Double Glass Door Chiller - Standard or Sliding Doors		
CODE	G6	
	Dimensions (WxDxH)	1015x740x2000
	Watts	1000
	Volume (L)	800
	Display Area	-

Upright double glass door drinks chiller with sliding self-closing door and lockable castors for easy movement

- Fan assisted cooling
- Adjustable thermostat
- Self-closing sliding door
- Food safe plastic interior
- 4 levels of plastic coated shelves +base
- Illuminated canopy on top
- Temperature: 0...+10°C



Double Door Glass Chiller





Double Glass Door Chiller / Freezer		
CODE	G7.3	
	Dimensions (WxDxH)	1320x890x1950
	Watts	1400
	Volume (L)	1400
	Display Area	-

Italian double door freezer with hinged glass door and adjustable shelves

- Fan assisted cooling
- Fully automatic operation
- Adjustable thermostat
- Glass display door
- Self-closing heated door
- 5 shelves + base
- Temperature: +5...-25°C



Back Bar Chiller

Back Bar Chiller		
CODE	H3R	
	Dimensions (WxDxH)	600x500x900
	Voltage	220-240V 1N 50Hz
	Watts	190
	Volume (L)	140





Single door under counter back bar chiller available in black and stainless steel

- Ventilation at front can be fully built in
- Adjustable thermostat
- Self closing door
- Hammered aluminium interior
- 2 adjustable shelves + base
- 104 x 330ml bottle capacity
- Metal door frame with metal door handle
- Temperature: +2...+7°C



Chillers

Double Back Bar Chiller

Double Black Back Bar Chiller		
CODE	H3DD	
	Dimensions (WxDxH)	900x510x885
	Voltage	220-240V 1N 50Hz
	Watts	190
	Volume (L)	200





Double door under counter back bar chiller in black and stainless steel

- Ventilation at front can be fully built in
- Adjustable thermostat
- Option of sliding or hinged door
- Hammered aluminium interior
- Adjustable shelves + base
- 169 x 330ml bottle capacity
- Metal door frame with metal door handle
- Temperature: +2...+7°C



Wine Chillers

Wine Display Chiller

Wine Display Chiller		
CODE	G4W	
	Dimensions (WxDxH)	580x600x1470
	Watts	500
	Volume (L)	380
	Display Area	-





Attractive black wine display chiller cabinet with two independently controlled compartments

- Two independently controlled compartments
- Double glazed display door
- 14 wooden shelves (7 in upper compartment and 7 + 1 half shelf in bottom compartment)
- Integrated grab handle
- Reversible door
- Temperature: +5...+18°C
- Capacity : 154 x 75cl bottles



Storage Chillers

White Storage Chiller / Freezer - H Series

White Storage Chiller / Freezer			
CODE	H1	H2	
	Dimensions (WxDxH)	542x565x845	542x565x845
	Watts	250	250
	Volume (L)	130	130
	Display Area	-	-

Storage fridge with hinged door and lockable castors for easy movement

- H1 Features**





 - Salad crisper box
 - Static cooling
 - Glass shelf over salad box
 - 3 bottle / can balconies
 - Recessed door handle
 - Energy efficient
 - Temperature: +2...+10°C
 - 3 glass or wired shelves
- H2 Features**

 - Static cooling
 - Manual defrost
 - Energy efficient
 - Adjustable thermostat
 - Recessed door handle
 - Temperature: -18...-22°C



Storage Chillers

Static Storage Chiller





Static Storage Chiller			
CODE	H5	G5	
	Dimensions (WxDxH)	545x560x1430	660x580x1855
	Watts	500	750
	Volume (L)	220	550
	Display Area	-	-

Attractive static storage chiller

- A Rated Energy Model
- Reversible door for added versatility
- Deep door storage
- Adjustable thermostat for optimum efficiency
- Matching upright freezer available (H5 only)







Single Door Upright Chiller

Static Storage Chiller		
CODE	GN 1DUC	
	Dimensions (WxDxH)	670x800x1990
	Watts	300
	Voltage	230V 1N 50Hz
	Volume (L)	420

- Fan Assisted
- Adjustable Shelves
- Temp -2 to +8°C
- Accepts GN 2/1 and G/N 1/1



Double Door Upright Chiller





Static Storage Chiller		
CODE	GN 2DUC	
	Dimensions (WxDxH)	1340x845x2000
	Watts	700
	Voltage	230V 1N 50Hz
	Volume (L)	1173

- Fan Assisted
- Adjustable Shelves
- Weight 180kg
- Temp -2 to +8°C
- Accepts GN 2/1 and G/N 1/1



Storage Chillers

Sliding Top Bottle Cooler

Bottle Dump		
CODE	BOTTLE DUMP	
	Dimensions (WxDxH)	1410x600x820
	Watts	150
	Volume (L)	1400
	Display Area	-





Specialised refrigerated storage unit

- Sliding top for easy access
- High storage capacity
- Adjustable temperature
- Temperature: 0...+8°C



Display Freezers

High Vision Display Freezer - E1N / E2N-7 / E2N





High Vision Display Freezer				
CODE	E1N	E2N-7	E2N	
	Dimensions (WxDxH)	1560x850x980	1755x850x980	2250x850x1020
	Watts	1000	1200	1500
	Volume (L)	556	650	810
	Display Area	-	-	-

High vision wall site display freezers with hinged or sliding lids for back to back or side to side positioning

- Sliding or hinged lid
- Display grids (available on request)
- Fan cooled condenser
- Manual defrost
- Dual refrigeration system
- Mains indicator light
- Defrost indicator light
- Temperature warning light
- Colour: Grey or White
- Temperature: -18...-23°C



Sliding or Hinged Glass Display Freezer - D1C

Sliding or Hinged Glass Display Freezer - D1C		
CODE	D1C	
	Dimensions (WxDxH)	1440x760x870
	Watts	430
	Volume (L)	500
	Display Area	-





Sliding glass lid wall site display freezer on castors and full set of baskets

- Integral unit
- Temperature read-out
- 5 Baskets (available on request)
- Temperature: +10...-25°C



Display Freezers

Chest Freezers - F Series





Chest Freezer				
CODE	F1	F2	F3	
	Dimensions (WxDxH)	715x680x840	1290x680x840	1555x680x840
	Watts	500	1500	2000
	Volume (L)	190	400	490
	Display Area	-	-	-

Hinged solid lid storage white chest freezers with castors and temperature display as standard

- Temperature warning light
- Manual defrost
- Built in skin condenser
- Hinged solid lid
- Inner liner of hammered aluminium
- Quick freezing switch
- Steel sheet body
- Main switch light
- Grab lid handle
- Quick freezing light
- Temperature: -18...-34°C



Island Display Freezer - D1 / D2





Island Display Freezer			
CODE	D1	D2	
	Dimensions (WxDxH)	1050x950x785	2050x950x785
	Watts	500	750
	Volume (L)	530	750
	Display Area	-	-

Sliding glass lid island display freezer with castors and full set of baskets as standard

- Automatic defrost
- Fully automatic operation
- Digital temperature display
- Sliding glass lids
- Full set of baskets available on request
- Partition in the middle for larger units
- Temperature: -18...-25°C



Open Top Display Freezer / Chiller - D3 /D4

Open Top Display Freezer / Chiller			
CODE	D3	D4	
	Dimensions (WxDxH)	1545x1005x1000	2045x1005x1000
	Watts	1000	1200
	Volume (L)	-	-
	Display Area	-	-





Island display freezer

- Automatic defrost
- Dual temperature - switchable
- Temperature display
- Bumper bar all round
- Part glazed sides all round
- Temperature: -1...+5°C / -15...-18°C



Display Freezers

Double Door Glass Freezer





Double Glass Door Chiller / Freezer		
CODE	G7.3	
	Dimensions (WxDxH)	1320x890x1950
	Watts	1400
	Volume (L)	1400
	Display Area	-

Italian double door freezer with hinged glass door and adjustable shelves

- Fan assisted cooling
- Automatic defrost
- Glass display door
- Self-closing heated door
- 5 shelves + base
- Fully adjustable shelving
- Colour: grey / silver
- Temperature: +5...-25°C



Display Freezer - K1





4 Sided Display Freezer		
CODE	K1	
	Dimensions (WxDxH)	590x615x1805
	Watts	500
	Volume (L)	400
	Display Area	-

Italian 4 sided freezer display cabinet with static shelves

- Frost Free
- Static cooling
- Manual defrost
- Glazed all four sides
- 6 fixed static shelves
- Switchable internal lighting
- Colour: stainless steel and silver aluminium finish
- Temperature: -5...-18°C
- Shelf Dimension: 470mm x 470mm



Display Freezer - K1R

4 Sided Display Freezer - Rotating		
CODE	K1R	
	Dimensions (WxDxH)	585x600x1800
	Watts	500
	Volume (L)	350
	Display Area	-





Italian four sided display freezer with rotating shelves

- Fan assisted cooling
- Temperature display
- Glazed all four sides
- On castors
- Adjustable rotating glass shelves
- Colour: stainless steel and silver aluminium finish
- Temperature: -5...-18°C / +1...+5°C
- Shelf Dimension: 435mm



Display Freezers

Hexagonal Display Freezer - K4





Hexagon Display Freezer with Hinged Door		
CODE	K4	
	Dimensions (WxDxH)	925x843x1825
	Watts	1000
	Volume (L)	600
	Display Area	-

Italian 6 sided freezer with hinged door

- Fan assisted cooling
- Temperature display
- Glazed all six sides
- Adjustable rotating 6 glass shelves
- Switchable internal illumination
- Rotation switch
- Colour: stainless steel and silver aluminium finish
- Temperature: -5...-18°C
- Shelf Dimension: 560mm



Display Freezer - L1





Display Freezer		
CODE	L1	
	Dimensions (WxDxH)	1345x730x1370
	Watts	2000
	Volume (L)	-
	Display Area	-

Italian curved glass freezer display counter with castors for easy movement

- Double glazed curved front glass
- Fan assisted cooling
- Stainless steel bottom display deck
- Automatic defrost
- 2 glass shelves
- Temperature display
- Anti mist glass
- Rear sliding doors
- Electronically controlled
- Temperature: -18...0°C



Counter Top Display Unit - N2

Counter Top Display Unit		
CODE	N2	
	Dimensions (WxDxH)	505x520x640
	Watts	500
	Volume (L)	60
	Display Area	-





Counter-top display freezer

- Automatic defrost
- 2 adjustable shelves plus base
- LED lighting in door frame for better product display
- Double glazed door with heating to prevent misting



Display Freezers

Glass Door Freezer - G1





Glass Door Freezer		
CODE	G1	
	Dimensions (WxDxH)	600x635x1930
	Watts	750
	Volume (L)	360
	Display Area	-

Upright single glass door display freezer with hinged door and lockable castors for easy movement

- Static cooling
- Manual defrost
- Self-closing door
- Anti-mist triple glazed door
- Reversible door
- Food safe plastic interior
- 6 fixed shelves + base
- Integrated grab handle
- Temperature: -15...-25°C



Wall Site Combi Freezer

Combi Freezer			
CODE	E7	E7 Isabel	
	Dimensions (WxDxH)	2055x900x2045	2025x885x2040
	Watts	3500	1750
	Volume (L)	670+719	470+745
	Display Area	-	-

Wall site combi freezers with two or three hinged glass doors above glass lid reach-in freezer





- Fan assisted cooling
- Automatic defrost
- Glass display door
- Self closing heated door
- 2 shelves per door section
- Fully adjustable shelving
- Reach-in freezer with glass sliding lids
- 20 Amp supply
- E7 Temperature: +2...+4°C / -18...-20°C
- Isabel Model Temperature: 0...+2/-18...-20oC



E7 Isabel



Ice Cream Display Freezer - E5

Ice Cream Display Freezer		
CODE	E5	
	Dimensions (WxDxH)	1350x640x1175
	Watts	750
	Volume (L)	121
	Display Area	-




Ice cream display scoop freezer

- Static cooling
- Electric defrost
- Interior lighting for better product display
- Display for 7 x 5 litre Napoli pans
- Digital temperature display
- Flat front glass
- Temperature: -15...-20°C



Storage Freezers

Solid Door Fridge-Freezer





Solid Door Freezer		
CODE	G3	
	Dimensions (WxDxH)	1320x890x1950
	Watts	750
	Volume (L)	184 / 92

Upright fridge freezer with solid hinged door and lockable castors for easy movement

- Frost Free
- Fridge shelves
- Freezer drawers
- Reversible doors
- High temperature warning system
- Adjustable door storage
- Interior fridge light
- Colour: white
- 184C/92F







Single Door Upright Freezer

Solid Door Freezer		
CODE	GN 1DUF	
	Dimensions (WxDxH)	670x800x1990
	Watts	300
	Voltage	230V 1N 50Hz
	Volume (L)	420

- Fan Assisted
- Adjustable Shelves
- Temp -18 to -22°C
- Accepts GN 2/1 and G/N 1/1



Double Door Upright Freezer

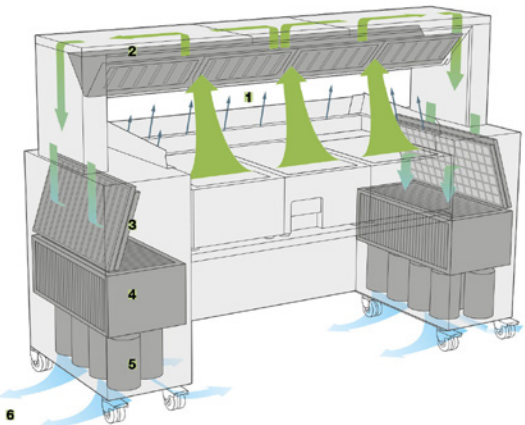
Solid Door Freezer		
CODE	GN 2DUF	
	Dimensions (WxDxH)	1340x845x2000
	Watts	-
	Volume (L)	1173
	El. Consumption (KW)	1000

- Fan Assisted
- Adjustable Shelves
- Temp -18 to -22°C
- Accepts GN 2/1 and G/N 1/1



LOWE Rental Chef Hub

When cooking in front of guests, professionals must be able to rely on their equipment completely. The Chef Hub cooking system passes this test with flying colours and accompanies you wherever cooking is expected to be a performance and savouring begins with watching.



A multi-stage model for a comfortable atmosphere with ION TEC upon request.

1. Suction results from a vacuum and draws the fumes into the extraction bridge. To further increase the extraction efficiency, the three-sided air flow also routes the fumes directly into the extraction bridge.

2. Grease is separated out and collected in catch trays in the extraction bridge.
3. Fleece filters absorb moisture and aerosols.

4. Odour particles and blue smoke can be reduced with the optional ION TEC filter system.

5. Activated charcoal reliably binds the odour molecules.

6. The cleaned air exits downward.

Clever options and accessories available for individual workplace design.

LOWE Rental Chef Hub:

The Chef Hub front cooking station is the heart of the mobile cooking system. With its highly efficient extraction and filter technology, it ensures an optimum climate on the set and frees you from stationary extractor hoods.

Large work surfaces and additional storage space provide enough room for the creativity of the participants.

Chef Hub achieves even better results in the battle against cooking fumes, and for the first time, also filters blue smoke from the fumes.

The beauty of this state-of-the-art cooking station is that you can build it to your own specific needs with modular cooking appliances, which can be inserted to best suit you!

LOWE Rental Gastro Hub

LOWE Rental offer a containerized kitchens to accommodate the growing demand for commercial kitchens for rent. This new service is in high demand with a range of customers

The LOWE Gastro Hub is a self-contained kitchen that can be transported to any location by sea or land for use at exhibitions or events. The unit can be customised to a client's branding requirement on request, giving the customer a high level of visibility in the market or at any event. The Gastro Hub is trucked and craned into position easily and is prepared for easy connection to utilities such as water, waste and electricity. Either mains or temporary power is suitable.

The units are designed as open plan to allow the installation of equipment which is relevant to your preparation menu. LOWE Gastro Hub is the size of a standard shipping container (6mx2.4m) for easy transport and the extendable walls at the front provide an extra area of 1.1m x 3.3m and a usable Servery for events.






Gastro Hub Tech Specs

- 6m x 2.4m containerised kitchen with extendable walls provide 1.1m x 3.3m of extra work area and servery
- Doors are 1.2m width at either end of the unit for easy access
- Optional extract canopy - full or half length
- Built In double sink with water heater
- Multiple electrical sockets & LED Lighting
- Insulated fire certified wall panelling, flooring and ceiling



Extractor

Extraction Canopy





Self Supporting Extractor Hood 2.1m		
CODE	EH21A	
	Dimensions (WxDxH)	2110x1010x2830
	Voltage	220V/1N
	El. Plug	16amp Blue C-Form Socket

- Mobile canopy
- Good for commercial use



Cooking Equipment - Free Standing





4 Tray Oven - Turbofan

4 Tray Convection Oven - Turbofan		
CODE	H17C	
	Dimensions (WxDxH)	810x660x1510
	Voltage	240V/1N
	El. Plug	13amp
	El. Consumption (KW)	3.1
Extra details		suitable for GN1/1 tray

- Electronic Thermostat
- Grill Element
- Halogen Oven Light
- 4 wire oven racks supplied
- Stainless steel
- Additional trays can be supplied upon request
- Temperature range 50-260°C
- Accepts 4 x GN 1/1



4 Tray Oven - Burco






4 Tray Convection Oven - Burco		
CODE	H17D	
	Dimensions (WxDxH)	670x670x1620
	Voltage	240V/1N
	El. Plug	13amp
	El. Consumption (KW)	3
Extra details		suitable for GN1/1 tray

- Temperature range 60-260°C
- Accepts 4 x GN 1/1



Cooking Equipment - Free Standing






24 Grid Combination Oven

24 Grid Combination Oven		
CODE	GN COMBI 24E	
	Dimensions (WxDxH)	1210x1100x1800
	Voltage	400V/3N
	El. Plug	63amp Red C-Form Socket
	El. Consumption (KW)	27.5
	Water inlet/drain	in 2x3/4" BSP - out 40mm diam
Extra details		24 x GN1/1 tray or 12x GN2/1 tray capacity

- Digital Display
- Humidity Control
- Mixed Oven: Combi, steam
- Fan with automatic rotation reverse
- Can work without water connection in convection mode only







10 Grid Combination Oven

10 Grid Combination Oven		
CODE	GN COMBI 10E	
	Dimensions (WxDxH)	920x910x1730
	Voltage	400V/3N
	El. Plug	32amp Red C-Form Socket
	El. Consumption (KW)	17.3
	Water inlet/drain	in 2x3/4" BSP - out 40mm diam
Extra details		10 x GN 1/1 Tray Capacity

- Digital Display
- Humidity Control
- Mixed Oven: Combi, steam
- Fan with automatic rotation reverse
- Can work without water connection in convection mode only



Solid Top Range





Solid Top Cooker Range and Oven		
CODE	H40A	
	Dimensions (WxDxH)	800x925x1200
	Voltage	380-400V/3N 50-60Hz
	El. Plug	32amp Red C-Form Socket
	El. Consumption (KW)	12

- 14lt Overflow pan
- 18-10 stainless steel, top 20/10 thickness
- Enamelled cast iron griddle



Cooking Equipment - Free Standing






4 Plate Electric Burner

4 Plate Electric Burner			
CODE		H41C	
	Dimensions (WxDxH)	800x925x1200	
	Voltage	400V/3N 50-60Hz	
	El. Plug	32amp Red C-Form Socket	
	El. Consumption (KW)	21.4	

- Cast iron plates
- Manual temperature control
- Thermostat light
- Built in fume exhaust vent
- Static electric oven 100-300°C







Deep Fryer - Floor Standing

Full Height Fryer			
CODE		H15E	H15F
	Dimensions (WxDxH)	400x800x1110	600x700x890
	Voltage	400V/3N	400V/3N
	El. Plug	32amp Red C-Form Socket	32amp Red C-Form Socket
	El. Consumption (KW)	16-18	16-18
	Volume (L)	28	40

- Fryers are single well double basket
- Manual control
- Temp 130-190°C
- Weight 73kg
- Fast acting safety thermostat



Chargrill





Chargrill			
CODE		H91A	
	Dimensions (WxDxH)	800x925x1000	
	Voltage	380-400V/3N 50-60Hz	
	El. Plug	32amp Red C-Form Socket	
	El. Consumption (KW)	11.1	

- 18-10 stainless steel, top 20/10 thickness
- Enamelled cast iron griddle
- Complete with stainless steel splash guards



Cooking Equipment - Free Standing





Electric Griddle

Electric Griddle			
CODE		H91E	
	Dimensions (WxDxH)	800x925x1200	
	Voltage	380-400V/3N 50-60Hz	
	El. Plug	32amp Red C-Form Socket	
	El. Consumption (KW)	12	

- 14lt Overflow pan
- 18-10 stainless steel, top 20/10 thickness
- Enamelled cast iron griddle







Bratt Pan

Bratt Pan			
CODE		H48C	
	Dimensions (WxDxH)	800x920x950	
	Voltage	400V/3N 50-60Hz	
	El. Plug	32amp Red C-Form Socket	
	El. Consumption (KW)	15	


- Temp range 50-300°C
- 60 Ltr capacity
- Manual tilting



Salamander Grill





Salamander grill - Electric			
CODE		H18A	
	Dimensions (WxDxH)	785x360x325	
	Voltage	240V/1N 50-60Hz	
	El. Plug	32amp Blue C-Form Socket	
	El. Consumption (KW)	3.9	
Extra details		-	

- Stainless steel exterior with cast iron linings
- Double-cased with internal insulation
- Five position shelf runners
- Oil collection tray mounted upon grid shelf



Cooking Equipment - Free Standing

Boiling Pan





Boiling Pan		
CODE	H46E	
	Dimensions (WxDxH)	800x925x1170
	Voltage	380V/3N
	El. Plug	32amp Red C-Form Socket
	El. Consumption (KW)	24

- Temp range 30-110°C
- Weight 145kg
- Castor wheels
- Capacity 130ltr



Cooking Equipment - Table Top





Pizza Oven

Pizza Oven - Electric		
CODE	H28B	
	Dimensions (WxDxH)	850x1250x1760
	Voltage	400V/3N
	El. Plug	32amp Red C-Form Socket
	El. Consumption (KW)	12
	Extra details	-

- Cooking chamber in aluminium-coated steel plate
- Refractory ceramic bottom
- Comes with stand
- Polished AISI 430 stainless steel



Single Hotplate





Single Raised Hotplate		
CODE	H14A	
	Dimensions (WxDxH)	370x260x205
	Voltage	240V/1N
	El. Plug	13amp
	El. Consumption (KW)	1.5

- 3 boiling & 3 simmering positions
- Controlled by 6 position heat control
- Thermostat Controlled
- Various models available



Cooking Equipment - Table Top





Double Hotplate

Double Raised Hotplate		
CODE	H14B	
	Dimensions (WxDxH)	460x280x80
	Voltage	220V/1N
	El. Plug	13amp
	El. Consumption (KW)	2.3

- Variable heat control
- Auto power reduction
- 180/150mm sealed hot plate for easy cleaning







Single Induction Hotplate

Single Induction Hotplate		
CODE	H10A	
	Dimensions (WxDxH)	330x430x100
	Voltage	240V/1N
	El. Plug	13amp
	El. Consumption (KW)	3

- 26 power settings
- Ring diameter 260mm
- Durable stainless steel body
- Simple rotary control feature



4 Pad Induction Hotplate





4 Pad Induction Hotplate		
CODE	H10C	
	Dimensions (WxDxH)	800x800x270
	Voltage	400V/3N
	El. Plug	32amp Red C-Form Socket
	El. Consumption (KW)	3kw x 4 - 12kw

- Glass ceramic plate
- Rotary controls
- Temp range 0-250°C



Cooking Equipment - Table Top





Induction Wok Table Top

Induction Wok		
CODE	H10D	
	Dimensions (WxDxH)	410x540x195
	Voltage	220V/1N
	El. Plug	16amp Blue C-Form Socket
	El. Consumption (KW)	3.5

- Power controller switch
- Energy efficiency 90-95%
- 5 power levels *Max temp 800°C
- Temp ambient -5 to +40°C
- Min pan size 30cm







Table Top Fryer - Single Tank

Single Tank Table Top Fryer - 5lt		
CODE	H15A	
	Dimensions (WxDxH)	270x400x300
	Voltage	240V/1N
	El. Plug	13amp
	El. Consumption (KW)	2.8

- Adjustable thermostatic control
- Lift off stainless steel lid supplied
- Basket included
- Supplied with batter plate and lid



Table Top Fryer - Double Tank





Double Tank Table Top Fryer - 2x 5lt		
CODE	H15B	
	Dimensions (WxDxH)	540x400x300
	Voltage	240V/1N
	El. Plug	2x 13amp
	El. Consumption (KW)	5.6

- Adjustable thermostatic controls for each tank
- Lift off stainless steel lid supplied
- Baskets included
- Supplied with batter plate and lid



Cooking Equipment - Table Top





Yakitori Grill

Yakitori Grill		
CODE	H9D	
	Dimensions (WxDxH)	710x230x155
	Voltage	230V/1N
	El. Plug	13amp
	El. Consumption (KW)	3

- Detachable drip tray for cleaning
- Manual Thermostat setting
- Temp range 60-300°C
- Weight 7.5kg







Table Top Flat Griddle - Large

Electric Table Top Flat Griddle - Large		
CODE	H9A	
	Dimensions (WxDxH)	735x520x260
	Voltage	220V/1N
	El. Plug	32amp Blue C-Form Socket
	El. Consumption (KW)	4.4

- Temperature range 50 - 240°C
- Adjustable thermostatic control
- Durable Stainless Steel Body
- Single cooking area



Table Top Flat Griddle - Small





Table Top Flat Griddle - Small		
CODE	H9E	
	Dimensions (WxDxH)	550x465x240
	Voltage	240V/1N
	El. Plug	13amp
	El. Consumption (KW)	2.9

- Temperature range 50 - 240°C
- Adjustable thermostatic control
- Durable Stainless Steel Body
- Single cooking area



Cooking Equipment - Table Top





Shawarma Machine

Shawarma Machine		
CODE	H66	
	Dimensions (WxDxH)	535x610x1000
	Voltage	380V/3N
	El. Plug	32amp Red C-Form Socket
	El. Consumption (KW)	9.9

- Temperature Range 50-300°C
- Inbuilt rotatry motor
- Drip tray for easy cleaning
- Independent heating element removable front and back







Rice Cooker

Rice Cooker 6lt.		
CODE	H73	
	Dimensions	46x40x34.5
	Voltage	240V/1N
	El. Plug	13amp
	El. Consumption (KW)	1.95

- Stay-cool handles
- Non-stick interior
- Auto-warm function



Panini Grill - Double





Double Panini Grill		
CODE	H31B	
	Dimensions (WxDxH)	540x390x210
	Voltage	240V/1N
	El. Plug	13amp
	El. Consumption (KW)	2.9

- Adjustable swivel head
- Variable heat control



Cooking Equipment - Table Top





Crepe Maker

Crepe Maker		
CODE	H39	
	Dimensions (WxDxH)	450x520x250
	Voltage	220V/1N
	El. Plug	13amp
	El. Consumption (KW)	3

- 400mm hot plate
- Temp range 0-250°C







Microwave

Microwave		
CODE	H12A	
	Dimensions (WxDxH)	470x330x290
	Voltage	220V/1N
	El. Plug	13amp
	El. Consumption (KW)	1.5
Extra Details		Various models: 750-1000w

- 5 Power Settings
- Timer range: 30 mins
- Glass turntable ensures consistent cooking
- Various models available



Table Top Oven





Table Top Oven		
CODE	H17B	
	Dimensions (WxDxH)	540x340x360
	Voltage	220V/1N
	El. Plug	13amp
	El. Consumption (KW)	1.5

- 42 litre
- Temp range 0-250°C
- Thermostat controlled
- Function selector
- Black & Deckers



Hot Holding Equipment





Hot Cabinet - Single Door

Hot Cabinet - Single Door		
CODE	GN1 DW	
	Dimensions (WxDxH)	800x980x1800
	Voltage	220V/1N
	El. Plug	16amp Blue C-Form Socket
	El. Consumption (KW)	2.62

- Temp range 30 - 110°C
- Analog temp display and control
- Rubber guard and castor wheels




Hot Cabinet - Double Door

Hot Cabinet - Double Door		
CODE	GN2 DW	
	Dimensions (WxDxH)	1540x980x1800
	Voltage	220V/1N
	El. Plug	16amp Blue C-Form Socket
	El. Consumption (KW)	2.62

- Temp range 30 - 110°C
- Analog temp display and control
- Rubber guard and castor wheels



Gastronorm Hot Box





Gastronorm Hotbox		
CODE	H42B	
	Dimensions (WxDxH)	680x480x855
	Extra details	6x GN1/1 capacity

- Insulated Carriers
- Specially designed heat-retention seal







Hot Holding Equipment

Carving Station

Carvery Pads		
CODE	H55C	
	Dimensions (WxDxH)	640x470x700
	Voltage	220V/1N
	El. Plug	13amp
	El. Consumption (KW)	1







Gantry Light - 4 Lamp

4 Lamp Gantry Light		
CODE	H23B	
	Dimensions (WxDxH)	690x500x1500
	Voltage	240V/1N
	El. Plug	13amp
	El. Consumption (KW)	2

- Height adjustable acrylic sneeze screen
- Attractive copper effect light shades
- Independent controls to base and gantry



Table Top - Bain Marie





Table Top Bain Marie		
CODE	H24D	
	Dimensions (WxDxH)	1230x390x170
	Voltage	220V/1N
	El. Plug	13amp
	El. Consumption (KW)	1.5kw
	Extra details	With 4 x ½ GN Trays

- Digital Temp display
- Heating Indicator Light
- Manual Thermostat setting
- Temp range 0-80°C







Hot Holding Equipment

Hot Servery

Hot Servery		
CODE	H25CC	
	Dimensions (WxDxH)	1500x700x1380
	Voltage	220V/1N
	El. Plug	13amp
	El. Consumption (KW)	3
<ul style="list-style-type: none">- On Castors- Tempered Glass Screen- 4 x 1/1 GN Pans- Temp 0 - +110°C- Tray Rail adds additional 300mm to depth of Servery		







Soup Kettle

Soup Kettle 10lt.		
CODE	H61	
	Dimensions (WxDxH)	diam.345xh360
	Voltage	240V/1N
	El. Plug	13amp
	El. Consumption (KW)	0.4
<ul style="list-style-type: none">- Temperature dial- Hinged lid- Max temperature 98°C		



Preparation Equipment





Blender

Table Top Blender 1lt.		
CODE	H43A	
	Dimensions (WxDxH)	200x245x345
	Voltage	240V/1N
	El. Plug	13amp
	El. Consumption (KW)	0.37
<ul style="list-style-type: none">- Removable lid cap- BPA Free- Crushes ice in seconds- High, low, off and pulse controls		







Preparation Equipment

Stick Blender

Stick Blender		
CODE	H43B	
	Dimensions (WxDxH)	diam.70xh395
	Voltage	240V/1N
	El. Plug	13amp
	El. Consumption (KW)	0.22
<ul style="list-style-type: none">- 4 blade emulsifying knife- Lightweight- Detachable shaft for easy cleaning- Titanium coated blade		







Planetary Mixer

Planetary Mixer 35lt		
CODE	H44C	
	Dimensions (WxDxH)	470x600x1200
	Voltage	380V/3N w/o neutral
	El. Plug	32amp Red C-Form Socket
	El. Consumption (KW)	1.5







Meat Slicer - 22cm

Meat Slicer diam 22cm		
CODE	H36A	
	Dimensions (WxDxH)	445x445x457
	Voltage	240V/1N
	El. Plug	13amp
	El. Consumption (KW)	0.2
Extra details		blade diam.220mm
<ul style="list-style-type: none">- Integral sharpener- Dual blade- Built-in guards- Adjustable thickness control- Anodized aluminium body		



Preparation Equipment





Bone Saw

Bone Saw		
CODE	H43G	
	Dimensions (WxDxH)	490x500x850
	Voltage	220V/1N
	El. Plug	13amp
	El. Consumption (KW)	0.75

- Table top Bone Saw
- Stainless Steel







Vegetable Cutter

Vegetable Cutter		
CODE	H43E	
	Dimensions (WxDxH)	250x510x490
	Voltage	220V/1N
	El. Plug	13amp
	El. Consumption (KW)	0.55
	Extra details	3/4hp motor







Potato Peeler

Potato Peeler		
CODE	H43F	
	Dimensions (WxDxH)	330x520x1100
	Voltage	220V/1N
	El. Plug	13amp
	El. Consumption (KW)	0.75




Coffee & Drinks





Double Bowl Juice Dispenser

Double Bowl Juice Dispenser		
CODE	H6A	
	Dimensions (WxDxH)	420x450x635
	Voltage	240V/1N
	El. Plug	13amp
	El. Consumption (KW)	0.4
	Extra details	2x 12lt. tank capacity

- Adjustable thermostat control
- Non-drip stainless steel taps
- Froth-free stirring
- Temperature range +6/+12°C







Slushy Machine

Slushy Machine		
CODE	H6B	
	Dimensions (WxDxH)	380x550x450
	Voltage	220V
	El. Plug	13amp
	El. Consumption (KW)	0.45

- Capacity: 2 Tanks of 11 litres
- Weight 15kg



Ice Cream Machine





Ice Cream Machine		
CODE	H64	
	Dimensions (WxDxH)	300x330x1400
	Voltage	220-240V
	El. Plug	13amp
	El. Consumption (KW)	0.45

- Capacity: 42ltr.
- Weight 50kg



Coffee & Drinks





Ice Maker

Ice Maker		
CODE	H63B	
	Dimensions (WxDxH)	500x600x915
	Voltage	220V/1N
	El. Plug	13amp
	El. Consumption (KW)	0.45

- Ice volume 43kg
- Weight 26kg







Water Dispenser

Water Dispenser		
CODE	H7	
	Dimensions (WxDxH)	300x330x1400
	Voltage	240V/1N
	El. Plug	13amp
	El. Consumption (KW)	0.6
	Extra details	19lt. Bottle capacity

- Dual tap



Filter Coffee Maker






Filter Coffee Maker		
CODE	H11B	
	Dimensions (WxDxH)	200x260x60
	Voltage	220V/1N
	El. Plug	13amp
	El. Consumption (KW)	1

- 10 cup capacity
- Permanent filter with water level window
- Delonghi
- Drip stop mechanism
- Thermostatic warming plate on/off
- Non sip feet



Coffee & Drinks





Nespresso Coffee Maker

Nespresso Capsule Coffee Machine		
CODE	H11C	
	Dimensions (WxDxH)	120x230x320
	Voltage	240V/1N
	El. Plug	13amp
	El. Consumption (KW)	1.3
	Water inlet/drain	in 3/4" BSP - out 40mm diam

- Automatic volume control
- Automatic power-off
- High pressure pump







Kettle

Kettle 1.5lt.		
CODE	H45	
	Dimensions (WxDxH)	135x250x255
	Voltage	240V/1N
	El. Plug	13amp
	El. Consumption (KW)	2.5

- Automatic switch off
- Visable water gauge
- Various models available



Water Boiler





Water Boiler 25/30lt.		
CODE	H46A	
	Dimensions (WxDxH)	435x440x520
	Voltage	240V/1N
	El. Plug	13amp
	El. Consumption (KW)	2.6
	Extra details	Manual Fill

- Polished stainless steel body
- Non-drip tap





Tables & Sinks

Self Contained Sink

Portable Self-Contained Sink		
CODE	H21C	
	Dimensions (WxDxH)	555x505x860
	Voltage	240V/1N
	El. Plug	13amp
	El. Consumption (KW)	3
	Extra details	25lt. water capacity
<ul style="list-style-type: none">- Foot pump installed- Removable lid to manually refill- Heating element built-in- Manual fill		





Stainless Steel Sink - Single Bowl

Stainless Steel Sink, Single Bowl and Draining Board		
CODE	H21A	
	Dimensions (WxDxH)	1000x700x900
	Water inlet/drain	in ½" BSP - out 40mm diam
	Extra details	-
<ul style="list-style-type: none">- Raised lip and rear upstand- Angled draining rack		



Stainless Steel Sink - Double Bowl

Stainless Steel Sink, Double Bowl and Draining Board		
CODE	H21B	
	Dimensions (WxDxH)	1600x700x900
	Water inlet/drain	in ½" BSP - out 40mm diam
<ul style="list-style-type: none">- Complete with undershelf- Rear upstand and raised lip- Angled draining rack		



Stainless Steel Table

Stainless Steel Table Range					
CODE		H20E	H20F	H20B	H20C
	Dimensions (WxDxH)	900x600x900	1100x600x900	1200x600x900	1800x600x900

- Height adjustable steel undershelf



3 Tier Trolley





3 Tier Trolley		
CODE	H34C	
	Dimensions (WxDxH)	860x530x900

- Swivel castors, bumpers and brakes
- Raised handles



Dish / Glass Washers

Dish / Glass Washer 50x50






Dishwasher / Glasswasher		
CODE	H47B	
	Dimensions (WxDxH)	435x530x830
	Voltage	220V/1N
	El. Plug	16amp Blue C-Form Socket
	El. Consumption (KW)	2.2kw

- Glass rack with 4 sloped rows
- Cutlery basket CB1
- Heater with thermostat control



Dish / Glass Washers

Pass-Through Dishwasher

Pass-through Dishwasher 50x50		
CODE	H47A	
	Dimensions (WxDxH)	720/2020x815x1510/2000
	Voltage	400V/3N
	El. Plug	32amp Red C-Form Socket
	El. Consumption (KW)	7
	Water inlet/drain	in ¾" BSP - out 40mm diam

- 50x50 basket
- Rinse & detergent dispenser
- Drain pump built in and side tables
- Variable time cycles
- Inlet table with sink & spray
- Outlet table
- Pass Thru can be right or left hand



GN Accessories



GN Accessories	
GN Trolley 2/1	Accepts 15 GN2/1 standard Trays
GN Trolley 1/1	Accepts 15 GN 1/1 standard Trays
GN Pans & Trays	A wide range of GN sizes available

- On Castors with rubber protective bumpers
- Wheel locks
- Stainless Steel



Water Tanks

Water Tank

Water Storage Tanks				
CODE		H68A	H68B	H68C
	Dimensions (Dia. x H)	1500 x 1980	2000 x 2130	2100 x 2285
	Volume (Gallons)	1000	1500	2000

- H68C Waste Water Tank



LOWE Temporary Structures

Lowe Rental temporary structures are ideal for any outdoor event, festival or exhibition. Our tents are modular and can be built anywhere in a very short time. These structures are easily transportable and will be set up by our experienced on-site team, who can build and kit out the tent to meet your own specific requirements.

These temporary kitchens are popular given their flexibility in shape/size and ease of build/installation. Available in sizes ranging from as small as 3m x 3m to sizes in excess of 10m x 10m and can be air-conditioned to suit the time of year. They can be put down on many different surfaces as they can be installed, where necessary, with non-slip cassette flooring. The temporary kitchen can have connecting cold rooms for easy storage and access to supplies during operational periods.'



Temporary Structure Specs

- Sizes: 5x5m, 3x3m or combination thereafter
- Connecting cold rooms
- Hard floor options
- Glass front
- Glass doors
- Hard or soft walls
- Air conditioning

Notes



Lowe Rental LLC
Office No. 610
CEO Building
PO Box 392327
Dip 1, Dubai UAE
T +971 4 882 9440

Lowe Arabia for Equipment Rental
Unit No 2588, Al Mafsala street
Al Suly District
Riyadh 14324 - 8169 10001
Saudi Arabia
T +966 500 97 4422

Lowe Rental Pte Ltd.
23 Tagore Lane
#03-19 Singapore 787601
T +65-6284-1552

Lowe Rental Ltd
Room 11, 14 Floor
Wah Wai Centre
38-40 Au Pui Wan Street
Fo Tan
New Territories
Hong Kong
T +852 2659 5300

Lowe Rental Ltd
Head Office
Lissue Industrial Estate East
9 Lissue Walk
Lisburn
Co. Antrim
BT28 2LU
Northern Ireland
T +44 (0) 28 9260 4619

Lowes Rental Ltd
Unit 37,
Marchington Industrial Estate
Uttoxeter
Staffordshire
England
ST14 8LP
T +44 (0) 1283 820 717

Lowe Rental Ltd
 Unit 1B Excelsior Park
 Canyon Road
 Netherton Industrial Estate
 Wishaw
 Scotland
 ML2 0EG
T +44 (0) 16983 72902

Atlanta
Lowe Rental Inc.
7405 Graham Road, Suite B
Fairburn
Atlanta
GA 30213
T +1 770-461-9001

Las Vegas
Lowe Rental Inc.
6855 Speedway Blvd
Suite 101
Las Vegas
NV 89115
T +1 770-461-9001

Lowe Deutschland GmbH
Hohlstuck 4
56368 Klingelbach
Germany
T +49 (0) 6486 9039 680

Lowe Italia Srl.
Milano
Italy
T +39 023 6000 121

Lowe Rental Ltd.
Barcelona
Spain
T +34 9 3800 1963

Lowe Rental Ltd.
Paris
France
T +33 01 7676 9751

