



Lowe Rental
**temporary
kitchens**



kitchens

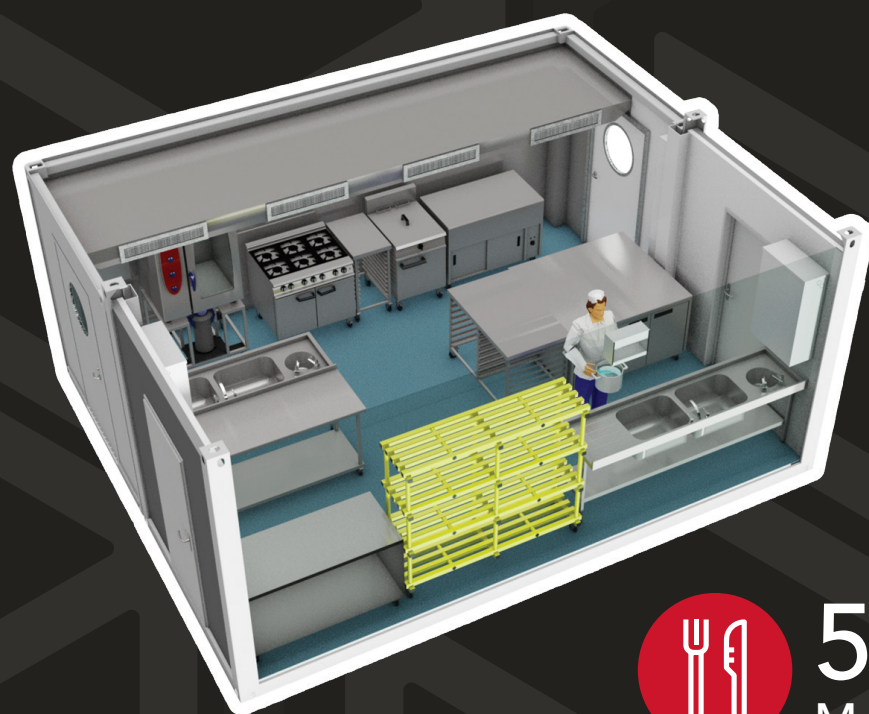
Low Rental offered a diverse combination of small to large production kitchens alongside support facilities including storage units, refrigeration units, preparation units, warewashing facilities, and optional dining areas.

Together these combinations work effectively as a mobile temporary facility. The three sizes we offer are designed to save you time and money when deciding on a temporary facility.



The SOLO

Compact Small



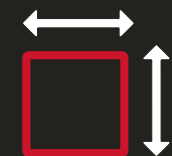
500
Meals/Day

Equipment

- Preparation Table
- Wire Rackings
- Water Heater - 70L capacity
- Double Bowl Sink with Hand Wash Station
- Double Basket Fryer
- Hot Cupboard
- Combi Oven - 20 Trays
- Double Door Bench Chiller - 354L
- Double Door Bench Freezer - 354L
- Double Bowl Sink
- GN Trolley Table
- Split Type AC



Smaller sized open plan kitchen with production and preparation space storage, and dishwashing areas

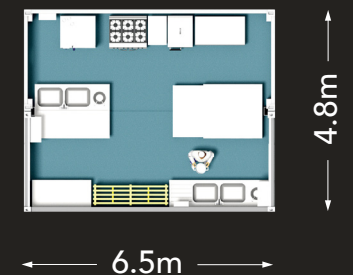


Capable of producing 500 meals per day



Ideal for use as a pop-up restaurant kitchen

Dimensions

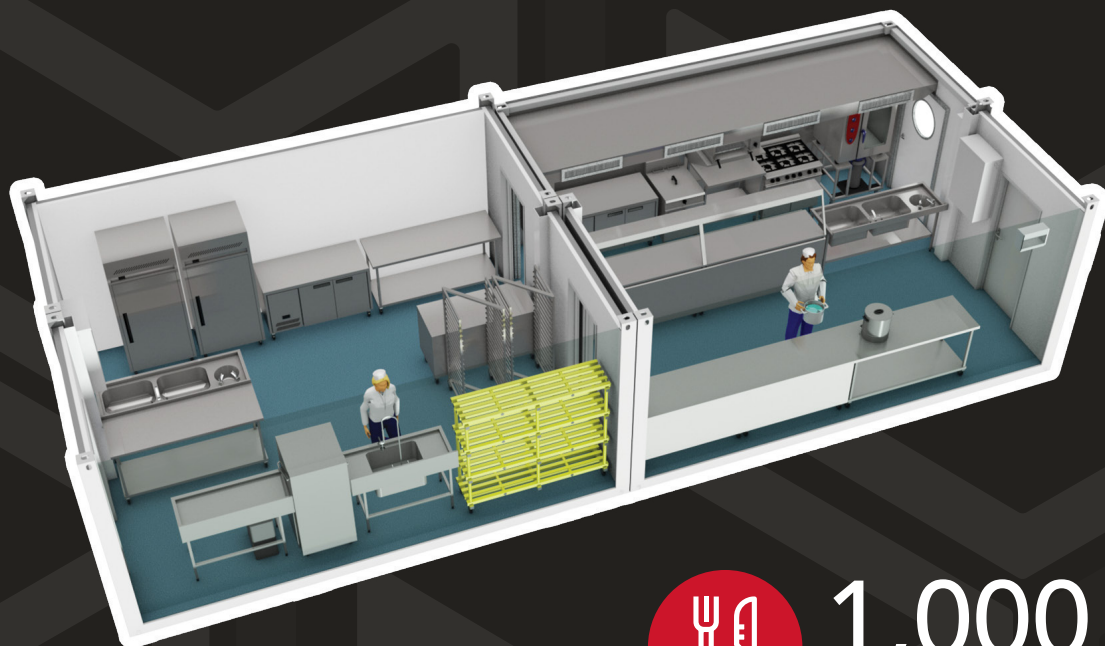


Services

- ⚡ Single Phase & Three Phase Power
- 💧 Hot & Cold Water Inlet (15mm & 22mm)
- 🗑️ Waste Outlet (40mm)
- 🔥 Gas Inlet

The DUO

Medium Size



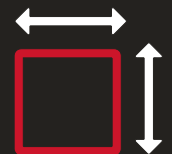
1,000
Meals/Day

Equipment

- Preparation Table
- Wire Rackings
- Water Heater - 70L capacity
- Double Bowl Sink with Hand Wash Station
- Six Burner Range with Oven
- Salamander
- Double Basket Fryer
- Hot Cupboard
- Combi Oven - 20 Trays
- Upright Chiller - 610 L
- Upright Freezer - 610 L
- Double Door Bench Chiller - 345L
- Hood Dishwasher - 55 Racks/hr
- GN Trolley
- Water Boiler
- Countertop Heated Gantry
- Split Type AC



With a basic menu, capable of producing 1,000 meals per day

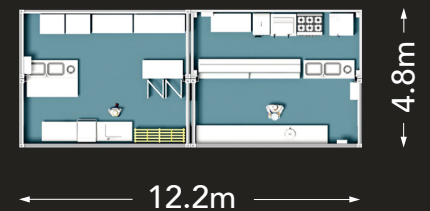


Medium-sized open plan kitchen with production, preparation, storage, and ware washing equipment



Ideal for use as a pop-up restaurant kitchen

Dimensions

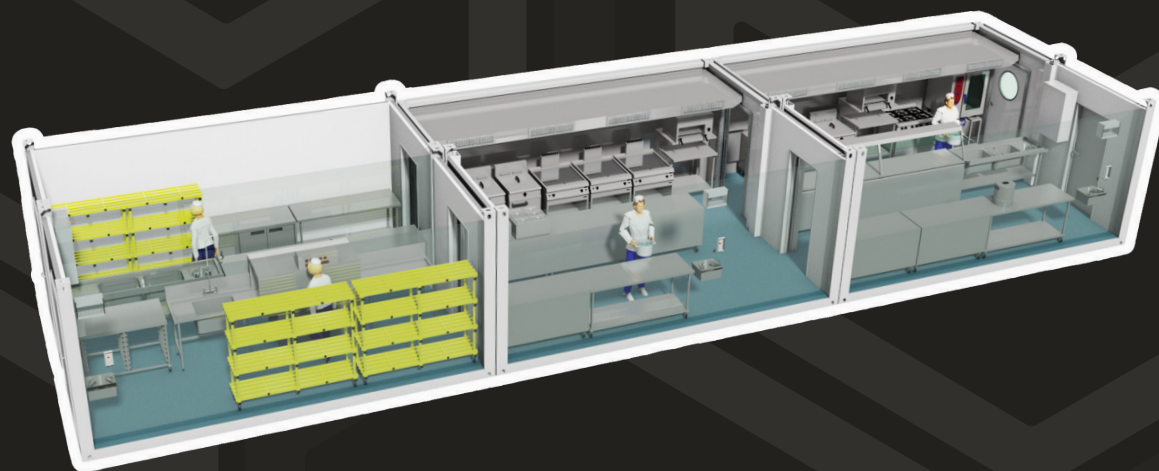


Services

- ⚡ Single Phase & Three Phase Power
- 💧 Hot & Cold Water Inlet (15mm & 22mm)
- 🚰 Waste Outlet (40mm)
- 🔥 Gas Inlet

The TRIO

Large Size



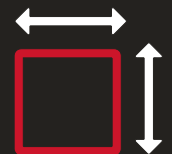
2,000
Meals/Day

Equipment

- Preparation Table
- Wire Rackings
- Water Heater-70L capacity
- Double Bowl Sink with Hand Wash Station
- Six Burner Range with Oven
- Hot Cupboard
- Combi Oven - 20 Trays
- Flat Griddle
- Double Door Bench Chiller - 354L
- Rack-Type Dishwasher - 115 racks/hr
- Double Bowl Sink with Hand Wash Station
- GN Trolley Table
- Water Boiler
- Countertop Bain marie
- Countertop Heated Gantry
- Wall Mounted Hand Sink
- Split Type AC



With a basic menu, capable of producing 1,000 meals per day



Medium-sized open plan kitchen with production, preparation, storage, and ware washing equipment



Ideal for use as a pop-up restaurant kitchen

Dimensions



Services

- ⚡ Single Phase & Three Phase Power
- 💧 Hot & Cold Water Inlet (15mm & 22mm)
- 🚰 Waste Outlet (40mm)
- 🔥 Gas Inlet



Lowe Rental

**temporary
kitchens**

Riyadh, KSA
T +966 54 065 3021

www.lowerental.com
info@lowerental.com

Dubai, UAE
T +971 56 415 7217



LOWE
WORLDWIDE RENTAL SPECIALISTS