



**LOWE**

WORLDWIDE RENTAL SPECIALISTS

أفضائيو التاجير حول العالم



# Refrigeration & Catering Equipment Rental Catalog

+966 500 97 4422

Search: Lowe Rental

info@lowerental.com

# LOWE RENTAL HAS MORE THAN 35 YEARS EXPERIENCE IN EQUIPMENT SALES AND RENTAL.

We were founded in Northern Ireland in 1977 and have grown to become the world's leading refrigeration, catering equipment and temporary kitchen rental company.

At Lowe Rental we service all major food exhibitions, events, retailers and food producers with rental solutions and equipment sales through our strategically placed offices.

At Lowe Rental we have an extensive and growing range of commercial display and catering equipment available, and our reputation for providing quality solutions to our customers is world renowned.

From Beijing to Boston, Dubai to Belfast, we can service all your rental equipment needs in refrigeration, catering equipment and temporary kitchen rental.

Our global sourcing and manufacturing ensures that we are always competitive and adaptable to local market conditions. This allows us to fulfil the needs of both the individual customer and large corporate brands.

All of this makes us your ideal rental partner.

## CONTENTS

<b>Modular Cold Rooms</b>	
Cold & Freezer Rooms.....	04-05
<b>Refrigeration</b>	
Chillers.....	06-14
Wine Chillers.....	14
Storage Chillers.....	14-16
Display Freezers.....	16-20
Storage Freezers.....	21
<b>Kitchen &amp; Hub Rental</b>	
LOWE Rental Chef Hub.....	22
LOWE Rental Gastro Hub.....	23
<b>Catering</b>	
Extractors.....	24
Cooking Equipment - Free Standing.....	24-28
Cooking Equipment - Table Top.....	28-33
Hot Holding Equipment.....	34-36
Preparation Equipment.....	36-38
Coffee & Drinks.....	39-41
Tables & Sinks.....	42-43
Dish / Glass Washers.....	43-44
Water Tanks.....	44
<b>Temporary Structures</b>	
LOWE Rental Temporary Structures.....	45

Dimensions (WxDxH).....	
Voltage / Watt.....	
El. Plug.....	
El. Consumption (KW).....	
Water Inlet / Drain.....	
Volume.....	
Display Area.....	

Dairy.....	
Cakes.....	
Meats.....	
Seafood.....	
Drinks.....	



## LOWE Cold Rooms

LOWE Rental are proud to introduce the latest range of glass door cold rooms, now available in all of our global depots.

These cold rooms are perfect for displaying products, providing a large area of refrigerated space with LED lighting inside. With solid doors located at the side of the cold room from easy access to the rear of the unit, the front glass doors can be kept for customer-orientated promotional purposes.

These modular cold rooms can be built anywhere and come in a range of sizes. To find out more, speak to a member of our team.




LOWE Rental operates one of the largest modular cold room rental fleets in the world which supports caterers at the world's largest sporting events to household name retailers.



### Cold & Freezer Rooms

Dimensions (WxDxH)	Dimensions (WxDxH)	Dimensions (WxDxH)
2.4x2.4x2.2m 8 x 8ft	2.4x6.0x2.2m 8 x 20ft	2.4x9.6x2.2m 8 x 32ft
2.4x3.6x2.2m 8 x 12ft	2.4x7.2x2.2m 8 x 24ft	2.4x12x2.2m 8 x 40ft
2.4x4.8x2.2m 8 x 16ft	2.4x8.4x2.2m 8 x 28ft	3.8x11x2.2m 13x36ft



## LOWE Cold Rooms

LOWE Cold Rooms provide the perfect refrigerated storage solution even in the most challenging environments and has an extensive logistical programme to ensure the successful delivery and installation of specialist Cold Room rental equipment.



### Rental Features & Services

- Rental Features & Services:
- Suitable for indoor and outdoor use
- Internal racking
- Ramps suitable for roll cage and jackstack operation; available on request
- Python cut panels for beer keg piping; available on request
- Remote temperature monitoring; available on request
- Lockable door & internal emergency door release feature
- Full technical backup is provided with each rental
- Chill Strips; available on request

### Technical Features

- 16 amp single phase power requirement
- Fan assisted cooling
- Automatic defrost
- Digital temperature display
- Dual temperature function between -25°C and +10°C
- 80mm thick polyurethane insulation
- Self extinguishing panels in the event of fire
- Easy clean plastic with Food Safe interior





# Chillers

## Serve-Over Counter - A series

Refrigerated Display Counter				
CODE		A1	A2	A3
	Dimensions (WxDxH)	1285x955x1270	1890x955x1270	2485x955x1270
	Watts	750	1000	1500
	Volume (L)	140	170	227
	Display Area	0.83m <sup>2</sup>	1.25m <sup>2</sup>	1.65m <sup>2</sup>

Italian design fan assisted serve-over counter with under storage; low glass display version is available.

- Fan assisted cooling
- Refrigerated under-counter storage
- Temperature display
- Internal illumination
- Ice trays available
- Stainless steel back shelf
- Temperature: -1...+7 °C



## Low Glass Display (LGD)

Refrigerated Display Counter				
CODE		LGD1	LGD2	LGD3
	Dimensions (WxDxH)	1285x955x970	1890x955x970	2485x955x970
	Watts	750	1000	1500
	Volume (L)	140	170	227
	Display Area	0.83m <sup>2</sup>	1.25m <sup>2</sup>	1.65m <sup>2</sup>

Italian design fan assisted serve-over counter with under storage and low glass

- Static cooling
- Automatic defrost
- Fully automatic operation
- Temperature display
- No light
- Refrigerated under storage
- Temperature: -1...+7 °C



## Serve-Over Counter - B Series

Refrigerated Display Counter			
CODE		B1 & B2	B3 & B4
	Dimensions (WxDxH)	B1 - 1340x1170x1325 B2 - 1930x1170x1325	B3 - 2545x1170x1325 B4 - 3140x1170x1325
	Watts	B1 - 500 B2 - 1000	B3 - 1500 B4 - 2000
	Volume (L)	-	-
	Display Area	B1 - 1.02m <sup>2</sup> B2 - 1.53m <sup>2</sup>	B3 - 2.04m <sup>2</sup> B4 - 2.55m <sup>2</sup>

Italian design fan assisted serve-over counter with under storage and hydraulic hinge system for front curved glass

- Fan assisted cooling with low velocity fans
- Large stainless steel display deck
- Electromechanical controller
- Curved front glass with hydraulic hinge system
- Internal illumination
- Refrigerated under storage
- Temperature: -1...+5 °C



# Chillers

## Fish Counter

Refrigerated Fish Display Counter				
CODE		FISH15	FISH20	FISH30
	Dimensions (WxDxH)	1540x1104x1163	2020x1104x1163	2980x1104x1163
	Watts	500	1000	2000
	Volume (L)	-	-	-
	Display Area	1.4m <sup>2</sup>	1.86m <sup>2</sup>	2.79m <sup>2</sup>

Italian fresh fish serve-over display counter in stylish stainless steel finish

- Integral unit
- Temperature display
- Large stainless steel display deck
- Electromechanical controller
- Coiled stainless steel deck
- Curved front glass
- Stainless steel finish
- On pedestals
- Temperature: -1...+2°C



## Sushi Bar

Sushi Bar		
CODE	S1	
	Dimensions (WxDxH)	1355x430x300
	Watts	160
	Voltage	220V 1N 50Hz
	Volume (L)	52

- Tempered glass front display
- Sliding rear door for easy access
- Temp range 0-12°C
- Digital Control/thermostat display
- Weight 39kg



## Sushi Bar

Sushi Bar		
CODE	S2	
	Dimensions (WxDxH)	1800x430x300
	Watts	160
	Voltage	220V 1N 50Hz
	Volume (L)	132

- Tempered glass front display
- Sliding rear door for easy access
- Temp range 0-12°C
- Digital Control/thermostat display
- Weight 45kg



# Chillers

## Crystal Patisserie Case

Refrigerated Patisserie Case		
CODE	CRYSTAL 1 & 2	CRYSTAL 3 & 4
Dimensions (WxDxH)	C1 - 600x750x1430 C2 - 1000x750x1430	C3 - 1200x750x1430 C4 - 1500x750x1430
Watts	C1 - 350 C2 - 450	C3 - 550 C4 - 600
Volume (L)	-	-
Display Area	C1 - 0.79m <sup>2</sup> C2 - 1.60m <sup>2</sup>	C3 - 1.92m <sup>2</sup> C4 - 2.45m <sup>2</sup>

Stylish curved glass refrigeration patisserie display counter with a stainless steel finish

- Internal illumination
- Fan assisted cooling
- Self-closing rear sliding doors
- 3 adjustable glass shelves plus base
- Fully automatic operation
- Curved front glass (except model Crystal 1)
- Temperature: +2...+8°C



## Bakery Display Counter

Refrigerated Display Counter		
CODE	L1	L1-Brio
Dimensions (WxDxH)	1340x720x1370	950x720x1360
Watts	1300	1100
Volume (L)	-	-
Display Area	-	-

Italian curved glass bakery and patisserie display counter with castors

- Fan assisted cooling
- Fully automatic operation
- Double glazed curved glass
- Anti-mist glass
- Rear sliding doors
- Stainless steel bottom display deck
- Temperature: 0...+10°C
- Specialist chocolate display
- Version available: +14...+16°C (Brio model only)



## Island Display Cabinet - Panarea

Island Promotional Display Cabinet	
CODE	Panarea
Dimensions (WxDxH)	1250x1186x980
Watts	450
Volume (L)	-
Display Area	1.13m <sup>2</sup>

Refrigerated island promotional display cabinet suitable for a wide range of display requirements

- Fan assisted cooling
- Automatic defrost
- Temperature display
- Temperature: -1...+7°C



# Chillers

## Counter Top Display Cabinet

Refrigerated Display Counter	
CODE	COUNTER TOP
Dimensions (WxDxH)	737x793x530
Watts	450
Volume (L)	-
Display Area	0.84m <sup>2</sup>

Refrigerated promotional display cabinet suitable for a wide range of display requirements

- Fully automatic operation
- Digital temperature display
- Interior light
- 1 Shelf as standard
- Temperature: +5...+10°C
- Capacity: 2X1/1 G'Norm Pans



## Multi-Deck Display Case - CLT Series

Refrigerated Multi-Deck Display Case			
CODE	C1LT	C2LT	C3LT
Dimensions (WxDxH)	1000x860x1700	1300x860x1700	1900x860x1700
Watts	1500	1500	1500
Volume (L)	-	-	-
Display Area	-	-	-

Italian style low height promotional multi-deck display cabinet on lockable castors for easy movement

- Internal illumination
- Fan assisted cooling
- Night blind
- Automatic defrost
- On castors
- Ticket strips and risers available upon request
- Temperature: -1...+7°C
- Capacity: 205L (C1L), 272L (C2L)



## Multi-Deck Wall Cabinet - Genova

Refrigerated Multi-Deck Display Case		
CODE	GENOVA 1	GENOVA 2
Dimensions (WxDxH)	1015x850x2075	1330x850x2075
Watts	1000	1500
Volume (L)	-	-
Display Area	-	-

Attractive multi-deck display cabinet with 5 fully adjustable shelves and part glazed end panels with rear doors for easy loading

- Integral unit
- Forklift friendly base
- Night blind
- LED Lighting
- Ticket strips and risers available upon request





# Chillers

## Multi-Deck Display Case - CT Series

Refrigerated Multi-Deck Display Case				
CODE		C1T	C2T	C3T
	Dimensions (WxDxH)	1020x870x2070	1325x870x2075	1955x870x2030
	Watts	1000	1200	1400
	Volume (L)	-	-	-
	Display Area	1.4m <sup>2</sup>	1.9m <sup>2</sup>	2.9m <sup>2</sup>

Attractive multi-deck display cabinet with adjustable shelves

- Integral Unit
- Panoramic end walls
- Fan assisted cooling
- LED Lighting
- Switchable internal illumination
- Manual night blind
- Ticket strips and risers available upon request
- Temperature: -1...+7°C



## Rear Loading Multi-Desk Display Case

Refrigerated Multi-Deck Display Case	
CODE	C2R
	Dimensions (WxDxH)
	Watts
	Volume (L)
	Display Area

Rear Loading Refrigerated Multi deck Display Case

- Integral unit
- Night blind
- Fan assisted cooling
- Digital temperature display
- Ticket strips and risers available upon request
- Two hinged rear doors
- Temperature: -1...+7°C
- 1x13 Amp Plug



## Dome Display Chiller - M Series

Dome Display Chiller				
CODE		M1	M2	M2 LED
	Dimensions	dia.1470x1520	dia. 1110x1350	dia. 1300x1350
	Watts	900	800	1000
	Volume (L)	230	90	90
	Display Area	1.8m <sup>2</sup>	0.9m <sup>2</sup>	0.9m <sup>2</sup>

The ultimate refrigeration centre piece for a high impact display from Showmaster

- Temperature display
- Perspex dome with electronic operation for lifting
- LED Illumination (LED MODEL ONLY)
- Stainless steel perforated display shelves
- Temperature: +2...+10°C



# Chillers

## Salad Bar

Salad Bar - Table Top	
CODE	H25C
	Dimensions (WxDxH)
	Watts
	Voltage

- Temp range 2- 8°C
- Capacity 87L
- Pan GN 1/2 x4"
- Digital Display
- Weight 45kg



## Cold Servery

Cold Servery	
CODE	H25CCZ
	Dimensions (WxDxH)
	Watts
	Voltage

- On Castors
- Tempered Glass Screen
- 4 x 1/1 GN Pans
- Temp +2 - +8°C
- Tray Rail adds additional 300mm to depth of Servery



## Rotating Display Cabinet

Rotating Display Chiller Cabinet	
CODE	K2R
	Dimensions (WxDxH)
	Watts
	Volume (L)
	Display Area

Italian four sided chiller or freezer display cabinet with rotating shelves

- Fan assisted cooling
- Fully automatic operation
- Temperature display
- Glazed all four sides
- On castors
- Adjustable rotating glass shelves
- Temperature: -5...-18°C / +1...+5°C



# Chillers

## Hexagonal Display Chiller

Hexagonal Display Chiller	
CODE	K3
Dimensions (WxDxH)	925x843x1825
Watts	1000
Volume (L)	600
Display Area	-

Italian six sided chiller display cabinet with rotating shelves

- Fan assisted cooling
- Fully automatic operation
- Glazed all six sides
- On castors
- Rotation switch
- Switchable internal illumination
- Adjustable rotating 6 glass shelves
- Temperature: +4...+10°C



## Bench Chiller

Bench Chiller		
CODE	GN2	GN3
Dimensions (WxDxH)	1360x700x850	1795x700x850
Watts	270	330
Volume (L)	275	428
Display Area	-	-

Stainless steel refrigerated storage bench chiller with working surface

- Auto defrost & evaporation
- Ventilated
- Stainless steel interior/exterior
- Interior rounded corner
- Castors standard
- One plastic-coated shelf
- Temperature: -2...+8°C



## Glass Door Chiller

Glass Door Chiller		
CODE	G4	G4 Midi
Dimensions (WxDxH)	600x635x1950	480x500x1440
Watts	750	750
Volume (L)	380	150
Display Area	-	-

Upright single glass door drinks with hinged door and lockable castors for easy movement

- Fan assisted cooling
- Fully automatic operation
- Self-closing door
- Food safe plastic interior
- 5 plastic coated shelves + base
- Integrated grab handle
- Temperature: 0...+10°C



# Chillers

## Double Door Glass Chiller

Double Glass Door Chiller - Standard or Sliding Doors	
CODE	G6
Dimensions (WxDxH)	1015x740x2000
Watts	1000
Volume (L)	800
Display Area	-

Upright double glass door drinks chiller with sliding self-closing door and lockable castors for easy movement

- Fan assisted cooling
- Adjustable thermostat
- Self-closing sliding door
- Food safe plastic interior
- 4 levels of plastic coated shelves +base
- Illuminated canopy on top
- Temperature: 0...+10°C



## Double Door Glass Chiller

Double Glass Door Chiller / Freezer	
CODE	G7.3
Dimensions (WxDxH)	1320x890x1950
Watts	1400
Volume (L)	1400
Display Area	-

Italian double door freezer with hinged glass door and adjustable shelves

- Fan assisted cooling
- Fully automatic operation
- Adjustable thermostat
- Glass display door
- Self-closing heated door
- 5 shelves + base
- Temperature: +5...-25°C



## Back Bar Chiller

Back Bar Chiller	
CODE	H3R
Dimensions (WxDxH)	600x500x900
Voltage	220-240V 1N 50Hz
Watts	190
Volume (L)	140

Single door under counter back bar chiller available in black and stainless steel

- Ventilation at front can be fully built in
- Adjustable thermostat
- Self closing door
- Hammered aluminium interior
- 2 adjustable shelves + base
- 104 x 330ml bottle capacity
- Metal door frame with metal door handle
- Temperature: +2...+7°C





# Chillers

## Double Back Bar Chiller

Double Black Back Bar Chiller		
CODE	H3DD	
Dimensions (WxDxH)	900x510x885	
Voltage	220-240V 1N 50Hz	
Watts	190	
Volume (L)	200	



Double door under counter back bar chiller in black and stainless steel

- Ventilation at front can be fully built in
- Adjustable thermostat
- Option of sliding or hinged door
- Hammered aluminium interior
- Adjustable shelves + base
- 169 x 330ml bottle capacity
- Metal door frame with metal door handle
- Temperature: +2...+7°C



# Wine Chillers

## Wine Display Chiller

Wine Display Chiller		
CODE	G4W	
Dimensions (WxDxH)	580x600x1470	
Watts	500	
Volume (L)	380	
Display Area	-	



Attractive black wine display chiller cabinet with two independently controlled compartments

- Two independently controlled compartments
- Double glazed display door
- 14 wooden shelves (7 in upper compartment and 7 + 1 half shelf
- in bottom compartment)
  - Integrated grab handle
  - Reversible door
  - Temperature: +5...+18°C
  - Capacity : 154 x 75cl bottles



# Storage Chillers

## White Storage Chiller / Freezer - H Series

White Storage Chiller / Freezer			
CODE	H1	H2	
Dimensions (WxDxH)	542x565x845	542x565x845	
Watts	250	250	
Volume (L)	130	130	
Display Area	-	-	



Storage fridge with hinged door and lockable castors for easy movement

- |                              |                            |
|------------------------------|----------------------------|
| <b>H1 Features</b>           | <b>H2 Features</b>         |
| - Salad crisper box          | - Static cooling           |
| - Static cooling             | - Manual defrost           |
| - Glass shelf over salad box | - Energy efficient         |
| - 3 bottle / can balconies   | - Adjustable thermostat    |
| - Recessed door handle       | - Recessed door handle     |
| - Energy efficient           | - Temperature: -18...-22°C |
| - Temperature: +2...+10°C    |                            |
| - 3 glass or wired shelves   |                            |



# Storage Chillers

## Static Storage Chiller

Static Storage Chiller			
CODE	H5	G5	
Dimensions (WxDxH)	545x560x1430	660x580x1855	
Watts	500	750	
Volume (L)	220	550	
Display Area	-	-	



Attractive static storage chiller

- A Rated Energy Model
- Reversible door for added versatility
- Deep door storage
- Adjustable thermostat for optimum efficiency
- Matching upright freezer available (H5 only)



## Single Door Upright Chiller

Static Storage Chiller		
CODE	GN 1DUC	
Dimensions (WxDxH)	670x800x1990	
Watts	300	
Voltage	230V 1N 50Hz	
Volume (L)	420	



- Fan Assisted
- Adjustable Shelves
- Temp -2 to +8°C
- Accepts GN 2/1 and G/N 1/1



## Double Door Upright Chiller

Static Storage Chiller		
CODE	GN 2DUC	
Dimensions (WxDxH)	1340x845x2000	
Watts	700	
Voltage	230V 1N 50Hz	
Volume (L)	1173	



- Fan Assisted
- Adjustable Shelves
- Weight 180kg
- Temp -2 to +8°C
- Accepts GN 2/1 and G/N 1/1





## Storage Chillers

### Sliding Top Bottle Cooler

Bottle Dump	
CODE	BOTTLE DUMP
Dimensions (WxDxH)	1410x600x820
Watts	150
Volume (L)	1400
Display Area	-

Specialised refrigerated storage unit

- Sliding top for easy access
- High storage capacity
- Adjustable temperature
- Temperature: 0...+8°C



## Display Freezers

### High Vision Display Freezer - E1N / E2N-7 / E2N

High Vision Display Freezer			
CODE	E1N	E2N-7	E2N
Dimensions (WxDxH)	1560x850x980	1755x850x980	2250x850x1020
Watts	1000	1200	1500
Volume (L)	556	650	810
Display Area	-	-	-

High vision wall site display freezers with hinged or sliding lids for back to back or side to side positioning

- Sliding or hinged lid
- Display grids (available on request)
- Fan cooled condenser
- Manual defrost
- Dual refrigeration system
- Mains indicator light
- Defrost indicator light
- Temperature warning light
- Colour: Grey or White
- Temperature: -18...-23°C



### Sliding or Hinged Glass Display Freezer - D1C

Sliding or Hinged Glass Display Freezer - D1C	
CODE	D1C
Dimensions (WxDxH)	1440x760x870
Watts	430
Volume (L)	500
Display Area	-

Sliding glass lid wall site display freezer on castors and full set of baskets

- Integral unit
- Temperature read-out
- 5 Baskets (available on request)
- Temperature: +10...-25°C



## Display Freezers

### Chest Freezers - F Series

Chest Freezer			
CODE	F1	F2	F3
Dimensions (WxDxH)	715x680x840	1290x680x840	1555x680x840
Watts	500	1500	2000
Volume (L)	190	400	490
Display Area	-	-	-

Hinged solid lid storage white chest freezers with castors and temperature display as standard

- Temperature warning light
- Manual defrost
- Built in skin condenser
- Hinged solid lid
- Inner liner of hammered aluminium
- Quick freezing switch
- Steel sheet body
- Main switch light
- Grab lid handle
- Quick freezing light
- Temperature: -18...-34°C



### Island Display Freezer - D1 / D2

Island Display Freezer		
CODE	D1	D2
Dimensions (WxDxH)	1050x950x785	2050x950x785
Watts	500	750
Volume (L)	530	750
Display Area	-	-

Sliding glass lid island display freezer with castors and full set of baskets as standard

- Automatic defrost
- Fully automatic operation
- Digital temperature display
- Sliding glass lids
- Full set of baskets available on request
- Partition in the middle for larger units
- Temperature: -18...-25°C



### Open Top Display Freezer / Chiller - D3 / D4

Open Top Display Freezer / Chiller		
CODE	D3	D4
Dimensions (WxDxH)	1545x1005x1000	2045x1005x1000
Watts	1000	1200
Volume (L)	-	-
Display Area	-	-

Island display freezer

- Automatic defrost
- Dual temperature - switchable
- Temperature display
- Bumper bar all round
- Part glazed sides all round
- Temperature: -1...+5°C / -15...-18°C



# Display Freezers

## Double Door Glass Freezer

Double Glass Door Chiller / Freezer		
CODE	G7.3	
	Dimensions (WxDxH)	1320x890x1950
	Watts	1400
	Volume (L)	1400
	Display Area	-

Italian double door freezer with hinged glass door and adjustable shelves

- Fan assisted cooling
- Automatic defrost
- Glass display door
- Self-closing heated door
- 5 shelves + base
- Fully adjustable shelving
- Colour: grey / silver
- Temperature: +5...-25°C



# Display Freezers

## Hexagonal Display Freezer - K4

Hexagon Display Freezer with Hinged Door		
CODE	K4	
	Dimensions (WxDxH)	925x843x1825
	Watts	1000
	Volume (L)	600
	Display Area	-

Italian 6 sided freezer with hinged door

- Fan assisted cooling
- Temperature display
- Glazed all six sides
- Adjustable rotating 6 glass shelves
- Switchable internal illumination
- Rotation switch
- Colour: stainless steel and silver aluminium finish
- Temperature: -5...-18°C
- Shelf Dimension: 560mm



## Display Freezer - K1

4 Sided Display Freezer		
CODE	K1	
	Dimensions (WxDxH)	590x615x1805
	Watts	500
	Volume (L)	400
	Display Area	-

Italian 4 sided freezer display cabinet with static shelves

- Frost Free
- Static cooling
- Manual defrost
- Glazed all four sides
- 6 fixed static shelves
- Switchable internal lighting
- Colour: stainless steel and silver aluminium finish
- Temperature: -5...-18°C
- Shelf Dimension: 470mm x 470mm



## Display Freezer - L1

Display Freezer		
CODE	L1	
	Dimensions (WxDxH)	1345x730x1370
	Watts	2000
	Volume (L)	-
	Display Area	-

Italian curved glass freezer display counter with castors for easy movement

- Double glazed curved front glass
- Fan assisted cooling
- Stainless steel bottom display deck
- Automatic defrost
- 2 glass shelves
- Temperature display
- Anti mist glass
- Rear sliding doors
- Electronically controlled
- Temperature: -18...0°C



## Display Freezer - K1R

4 Sided Display Freezer - Rotating		
CODE	K1R	
	Dimensions (WxDxH)	585x600x1800
	Watts	500
	Volume (L)	350
	Display Area	-

Italian four sided display freezer with rotating shelves

- Fan assisted cooling
- Temperature display
- Glazed all four sides
- On castors
- Adjustable rotating glass shelves
- Colour: stainless steel and silver aluminium finish
- Temperature: -5...-18°C / +1...+5°C
- Shelf Dimension: 435mm



## Counter Top Display Unit - N2

Counter Top Display Unit		
CODE	N2	
	Dimensions (WxDxH)	505x520x640
	Watts	500
	Volume (L)	60
	Display Area	-

Counter-top display freezer

- Automatic defrost
- 2 adjustable shelves plus base
- LED lighting in door frame for better product display
- Double glazed door with heating to prevent misting





## Display Freezers

### Glass Door Freezer - G1

Glass Door Freezer		
CODE	G1	
	Dimensions (WxDxH)	600x635x1930
	Watts	750
	Volume (L)	360
	Display Area	-

Upright single glass door display freezer with hinged door and lockable castors for easy movement

- Static cooling
- Manual defrost
- Self-closing door
- Anti-mist triple glazed door
- Reversible door
- Food safe plastic interior
- 6 fixed shelves + base
- Integrated grab handle
- Temperature: -15...-25°C



### Wall Site Combi Freezer

Combi Freezer			
CODE	E7	E7 Isabel	
	Dimensions (WxDxH)	2055x900x2045	2025x885x2040
	Watts	3500	1750
	Volume (L)	670+719	470+745
	Display Area	-	-

Wall site combi freezers with two or three hinged glass doors above glass lid reach-in freezer

- Fan assisted cooling
- Automatic defrost
- Glass display door
- Self closing heated door
- 2 shelves per door section
- Fully adjustable shelving
- Reach-in freezer with glass sliding lids
- 20 Amp supply
- E7 Temperature: +2...+4°C / -18...-20°C
- Isabel Model Temperature: 0...+2/-18...-20°C



E7 Isabel



### Ice Cream Display Freezer - E5

Ice Cream Display Freezer		
CODE	E5	
	Dimensions (WxDxH)	1350x640x1175
	Watts	750
	Volume (L)	121
	Display Area	-

Ice cream display scoop freezer

- Static cooling
- Electric defrost
- Interior lighting for better product display
- Display for 7 x 5 litre Napoli pans
- Digital temperature display
- Flat front glass
- Temperature: -15...-20°C



## Storage Freezers

### Solid Door Fridge-Freezer

Solid Door Freezer		
CODE	G3	
	Dimensions (WxDxH)	1320x890x1950
	Watts	750
	Volume (L)	184 / 92

Upright fridge freezer with solid hinged door and lockable castors for easy movement

- Frost Free
- Fridge shelves
- Freezer drawers
- Reversible doors
- High temperature warning system
- Adjustable door storage
- Interior fridge light
- Colour: white
- 184C/92F



### Single Door Upright Freezer

Solid Door Freezer		
CODE	GN 1DUF	
	Dimensions (WxDxH)	670x800x1990
	Watts	300
	Voltage	230V 1N 50Hz
	Volume (L)	420

- Fan Assisted
- Adjustable Shelves
- Temp -18 to -22°C
- Accepts GN 2/1 and G/N 1/1



### Double Door Upright Freezer

Solid Door Freezer		
CODE	GN 2DUF	
	Dimensions (WxDxH)	1340x845x2000
	Watts	-
	Volume (L)	1173
	EI. Consumption (KW)	1000

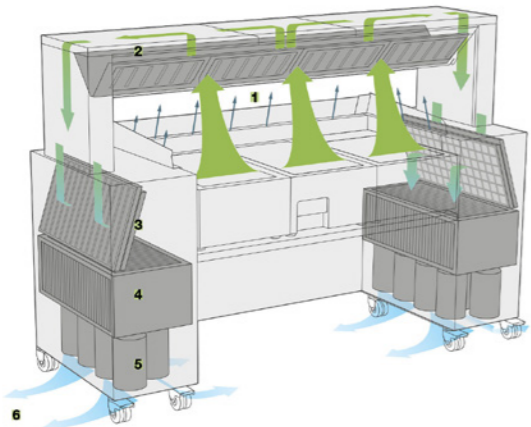
- Fan Assisted
- Adjustable Shelves
- Temp -18 to -22°C
- Accepts GN 2/1 and G/N 1/1





## LOWE Rental Chef Hub

When cooking in front of guests, professionals must be able to rely on their equipment completely. The Chef Hub cooking system passes this test with flying colours and accompanies you wherever cooking is expected to be a performance and savouring begins with watching.



### A multi-stage model for a comfortable atmosphere with ION TEC upon request.

1. Suction results from a vacuum and draws the fumes into the extraction bridge. To further increase the extraction efficiency, the three-sided air flow also routes the fumes directly into the extraction bridge.
2. Grease is separated out and collected in catch trays in the extraction bridge.
3. Fleece filters absorb moisture and aerosols.
4. Odour particles and blue smoke can be reduced with the optional ION TEC filter system.
5. Activated charcoal reliably binds the odour molecules.
6. The cleaned air exits downward.

Clever options and accessories available for individual workplace design.

### LOWE Rental Chef Hub:

The Chef Hub front cooking station is the heart of the mobile cooking system. With its highly efficient extraction and filter technology, it ensures an optimum climate on the set and frees you from stationary extractor hoods.

Large work surfaces and additional storage space provide enough room for the creativity of the participants.

Chef Hub achieves even better results in the battle against cooking fumes, and for the first time, also filters blue smoke from the fumes.

The beauty of this state-of-the-art cooking station is that you can build it to your own specific needs with modular cooking appliances, which can be inserted to best suit you!

## LOWE Rental Gastro Hub

LOWE Rental offer a containerized kitchens to accommodate the growing demand for commercial kitchens for rent. This new service is in high demand with a range of customers

The LOWE Gastro Hub is a self-contained kitchen that can be transported to any location by sea or land for use at exhibitions or events. The unit can be customised to a client's branding requirement on request, giving the customer a high level of visibility in the market or at any event. The Gastro Hub is trucked and craned into position easily and is prepared for easy connection to utilities such as water, waste and electricity. Either mains or temporary power is suitable.

The units are designed as open plan to allow the installation of equipment which is relevant to your preparation menu. LOWE Gastro Hub is the size of a standard shipping container (6mx2.4m) for easy transport and the extendable walls at the front provide an extra area of 1.1m x 3.3m and a usable Servery for events.



### Gastro Hub Tech Specs


- 6m x 2.4m containerised kitchen with extendable walls provide 1.1m x 3.3m of extra work area and servery
- Doors are 1.2m width at either end of the unit for easy access
- Optional extract canopy - full or half length
- Built In double sink with water heater
- Multiple electrical sockets & LED Lighting
- Insulated fire certified wall panelling, flooring and ceiling





## Extractor

### Extraction Canopy






Self Supporting Extractor Hood 2.1m		
CODE	EH21A	
	Dimensions (WxDxH)	2110x1010x2830
	Voltage	220V/1N
	El. Plug	16amp Blue C-Form Socket

- Mobile canopy
- Good for commercial use



## Cooking Equipment - Free Standing

### 24 Grid Combination Oven





24 Grid Combination Oven		
CODE	GN COMBI 24E	
	Dimensions (WxDxH)	1210x1100x1800
	Voltage	400V/3N
	El. Plug	63amp Red C-Form Socket
	El. Consumption (KW)	27.5
	Water inlet/drain	in 2x3/4" BSP - out 40mm diam
	Extra details	24 x GN1/1 tray or 12x GN2/1 tray capacity

- Digital Display
- Humidity Control
- Mixed Oven: Combi, steam
- Fan with automatic rotation reverse
- Can work without water connection in convection mode only



## Cooking Equipment - Free Standing






### 4 Tray Oven - Turbofan

4 Tray Convection Oven - Turbofan		
CODE	H17C	
	Dimensions (WxDxH)	810x660x1510
	Voltage	240V/1N
	El. Plug	13amp
	El. Consumption (KW)	3.1
	Extra details	suitable for GN1/1 tray

- Electronic Thermostat
- Grill Element
- Halogen Oven Light
- 4 wire oven racks supplied
- Stainless steel
- Additional trays can be supplied upon request
- Temperature range 50-260°C
- Accepts 4 x GN 1/1







### 10 Grid Combination Oven

10 Grid Combination Oven		
CODE	GN COMBI 10E	
	Dimensions (WxDxH)	920x910x1730
	Voltage	400V/3N
	El. Plug	32amp Red C-Form Socket
	El. Consumption (KW)	17.3
	Water inlet/drain	in 2x3/4" BSP - out 40mm diam
	Extra details	10 x GN 1/1 Tray Capacity

- Digital Display
- Humidity Control
- Mixed Oven: Combi, steam
- Fan with automatic rotation reverse
- Can work without water connection in convection mode only







### 4 Tray Oven - Burco

4 Tray Convection Oven - Burco		
CODE	H17D	
	Dimensions (WxDxH)	670x670x1620
	Voltage	240V/1N
	El. Plug	13amp
	El. Consumption (KW)	3
	Extra details	suitable for GN1/1 tray

- Temperature range 60-260°C
- Accepts 4 x GN 1/1



### Solid Top Range





Solid Top Cooker Range and Oven		
CODE	H40A	
	Dimensions (WxDxH)	800x925x1200
	Voltage	380-400V/3N 50-60Hz
	El. Plug	32amp Red C-Form Socket
	El. Consumption (KW)	12

- 14lt Overflow pan
- 18-10 stainless steel, top 20/10 thickness
- Enamelled cast iron griddle



## Cooking Equipment - Free Standing






### 4 Plate Electric Burner

4 Plate Electric Burner		
CODE	H41C	
	Dimensions (WxDxH)	800x925x1200
	Voltage	400V/3N 50-60Hz
	El. Plug	32amp Red C-Form Socket
	El. Consumption (KW)	21.4

- Cast iron plates
- Manual temperature control
- Thermostat light
- Built in fume exhaust vent
- Static electric oven 100-300°C







### Deep Fryer - Floor Standing

Full Height Fryer			
CODE	H15E	H15F	
	Dimensions (WxDxH)	400x800x1110	600x700x890
	Voltage	400V/3N	400V/3N
	El. Plug	32amp Red C-Form Socket	32amp Red C-Form Socket
	El. Consumption (KW)	16-18	16-18
	Volume (L)	28	40

- Fryers are single well double basket
- Manual control
- Temp 130-190°C
- Weight 73kg
- Fast acting safety thermostat



### Chargrill





Chargrill		
CODE	H91A	
	Dimensions (WxDxH)	800x925x1000
	Voltage	380-400V/3N 50-60Hz
	El. Plug	32amp Red C-Form Socket
	El. Consumption (KW)	11.1

- 18-10 stainless steel, top 20/10 thickness
- Enamelled cast iron griddle
- Complete with stainless steel splash guards



## Cooking Equipment - Free Standing





### Electric Griddle

Electric Griddle		
CODE	H91E	
	Dimensions (WxDxH)	800x925x1200
	Voltage	380-400V/3N 50-60Hz
	El. Plug	32amp Red C-Form Socket
	El. Consumption (KW)	12

- 14lt Overflow pan
- 18-10 stainless steel, top 20/10 thickness
- Enamelled cast iron griddle







### Bratt Pan

Bratt Pan		
CODE	H48C	
	Dimensions (WxDxH)	800x920x950
	Voltage	400V/3N 50-60Hz
	El. Plug	32amp Red C-Form Socket
	El. Consumption (KW)	15


- Temp range 50-300°C
- 60 Ltr capacity
- Manual tilting



### Salamander Grill

Salamander grill - Electric		
CODE	H18A	
	Dimensions (WxDxH)	785x360x325
	Voltage	240V/1N 50-60Hz
	El. Plug	32amp Blue C-Form Socket
	El. Consumption (KW)	3.9
	Extra details	-





- Stainless steel exterior with cast iron linings
- Double-cased with internal insulation
- Five position shelf runners
- Oil collection tray mounted upon grid shelf





## Cooking Equipment - Free Standing

### Boiling Pan





Boiling Pan		
CODE	H46E	
	Dimensions (WxDxH)	800x925x1170
	Voltage	380V/3N
	El. Plug	32amp Red C-Form Socket
	El. Consumption (KW)	24

- Temp range 30-110°C
- Weight 145kg
- Castor wheels
- Capacity 130ltr



## Cooking Equipment - Table Top

### Double Hotplate





Double Raised Hotplate		
CODE	H14B	
	Dimensions (WxDxH)	460x280x80
	Voltage	220V/1N
	El. Plug	13amp
	El. Consumption (KW)	2.3

- Variable heat control
- Auto power reduction
- 180/150mm sealed hot plate for easy cleaning



## Cooking Equipment - Table Top





### Pizza Oven

Pizza Oven - Electric		
CODE	H28B	
	Dimensions (WxDxH)	850x1250x1760
	Voltage	400V/3N
	El. Plug	32amp Red C-Form Socket
	El. Consumption (KW)	12
	Extra details	-

- Cooking chamber in aluminium-coated steel plate
- Refractory ceramic bottom
- Comes with stand
- Polished AISI 430 stainless steel







### Single Induction Hotplate

Single Induction Hotplate		
CODE	H10A	
	Dimensions (WxDxH)	330x430x100
	Voltage	240V/1N
	El. Plug	13amp
	El. Consumption (KW)	3

- 26 power settings
- Ring diameter 260mm
- Durable stainless steel body
- Simple rotary control feature







### Single Hotplate

Single Raised Hotplate		
CODE	H14A	
	Dimensions (WxDxH)	370x260x205
	Voltage	240V/1N
	El. Plug	13amp
	El. Consumption (KW)	1.5

- 3 boiling & 3 simmering positions
- Controlled by 6 position heat control
- Thermostat Controlled
- Various models available



### 4 Pad Induction Hotplate





4 Pad Induction Hotplate		
CODE	H10C	
	Dimensions (WxDxH)	800x800x270
	Voltage	400V/3N
	El. Plug	32amp Red C-Form Socket
	El. Consumption (KW)	3kw x 4 - 12kw

- Glass ceramic plate
- Rotary controls
- Temp range 0-250°C



## Cooking Equipment - Table Top

### Induction Wok Table Top





Induction Wok		
CODE	H10D	
	Dimensions (WxDxH)	410x540x195
	Voltage	220V/1N
	El. Plug	16amp Blue C-Form Socket
	El. Consumption (KW)	3.5

- Power controller switch
- Energy efficiency 90-95%
- 5 power levels \*Max temp 800°C
- Temp ambient -5 to +40°C
- Min pan size 30cm



## Cooking Equipment - Table Top





### Yakitori Grill

Yakitori Grill		
CODE	H9D	
	Dimensions (WxDxH)	710x230x155
	Voltage	230V/1N
	El. Plug	13amp
	El. Consumption (KW)	3

- Detachable drip tray for cleaning
- Manual Thermostat setting
- Temp range 60-300°C
- Weight 7.5kg







### Table Top Fryer - Single Tank

Single Tank Table Top Fryer - 5lt		
CODE	H15A	
	Dimensions (WxDxH)	270x400x300
	Voltage	240V/1N
	El. Plug	13amp
	El. Consumption (KW)	2.8

- Adjustable thermostatic control
- Lift off stainless steel lid supplied
- Basket included
- Supplied with batter plate and lid







### Table Top Flat Griddle - Large

Electric Table Top Flat Griddle - Large		
CODE	H9A	
	Dimensions (WxDxH)	735x520x260
	Voltage	220V/1N
	El. Plug	32amp Blue C-Form Socket
	El. Consumption (KW)	4.4

- Temperature range 50 - 240°C
- Adjustable thermostatic control
- Durable Stainless Steel Body
- Single cooking area







### Table Top Fryer - Double Tank

Double Tank Table Top Fryer - 2x 5lt		
CODE	H15B	
	Dimensions (WxDxH)	540x400x300
	Voltage	240V/1N
	El. Plug	2x 13amp
	El. Consumption (KW)	5.6


- Adjustable thermostatic controls for each tank
- Lift off stainless steel lid supplied
- Baskets included
- Supplied with batter plate and lid



### Table Top Flat Griddle - Small

Table Top Flat Griddle - Small		
CODE	H9E	
	Dimensions (WxDxH)	550x465x240
	Voltage	240V/1N
	El. Plug	13amp
	El. Consumption (KW)	2.9





- Temperature range 50 - 240°C
- Adjustable thermostatic control
- Durable Stainless Steel Body
- Single cooking area





## Cooking Equipment - Table Top





### Shawarma Machine

Shawarma Machine		
CODE	H66	
	Dimensions (WxDxH)	535x610x1000
	Voltage	380V/3N
	El. Plug	32amp Red C-Form Socket
	El. Consumption (KW)	9.9

- Temperature Range 50-300°C
- Inbuilt rotatory motor
- Drip tray for easy cleaning
- Independent heating element removable front and back







### Rice Cooker

Rice Cooker 6lt.		
CODE	H73	
	Dimensions	46x40x34.5
	Voltage	240V/1N
	El. Plug	13amp
	El. Consumption (KW)	1.95

- Stay-cool handles
- Non-stick interior
- Auto-warm function



### Panini Grill - Double





Double Panini Grill		
CODE	H31B	
	Dimensions (WxDxH)	540x390x210
	Voltage	240V/1N
	El. Plug	13amp
	El. Consumption (KW)	2.9

- Adjustable swivel head
- Variable heat control



## Cooking Equipment - Table Top





### Crepe Maker

Crepe Maker		
CODE	H39	
	Dimensions (WxDxH)	450x520x250
	Voltage	220V/1N
	El. Plug	13amp
	El. Consumption (KW)	3

- 400mm hot plate
- Temp range 0-250°C







### Microwave

Microwave		
CODE	H12A	
	Dimensions (WxDxH)	470x330x290
	Voltage	220V/1N
	El. Plug	13amp
	El. Consumption (KW)	1.5
	Extra Details	Various models: 750-1000w

- 5 Power Settings
- Timer range: 30 mins
- Glass turntable ensures consistent cooking
- Various models available



### Table Top Oven

Table Top Oven		
CODE	H17B	
	Dimensions (WxDxH)	540x340x360
	Voltage	220V/1N
	El. Plug	13amp
	El. Consumption (KW)	1.5

- 42 litre
- Temp range 0-250°C
- Thermostat controlled
- Function selector
- Black & Deckers



# Hot Holding Equipment

## Hot Cabinet - Single Door

Hot Cabinet - Single Door		
CODE	GN1 DW	
	Dimensions (WxDxH)	800x980x1800
	Voltage	220V/1N
	El. Plug	16amp Blue C-Form Socket
	El. Consumption (KW)	2.62

- Temp range 30 - 110°C
- Analog temp display and control
- Rubber guard and castor wheels



## Hot Cabinet - Double Door

Hot Cabinet - Double Door		
CODE	GN2 DW	
	Dimensions (WxDxH)	1540x980x1800
	Voltage	220V/1N
	El. Plug	16amp Blue C-Form Socket
	El. Consumption (KW)	2.62

- Temp range 30 - 110°C
- Analog temp display and control
- Rubber guard and castor wheels



## Gastronorm Hot Box

Gastronorm Hotbox		
CODE	H42B	
	Dimensions (WxDxH)	680x480x855
	Extra details	6x GN1/1 capacity

- Insulated Carriers
- Specially designed heat-retention seal



# Hot Holding Equipment

## Carving Station

Carvery Pads		
CODE	H55C	
	Dimensions (WxDxH)	640x470x700
	Voltage	220V/1N
	El. Plug	13amp
	El. Consumption (KW)	1



## Gantry Light - 4 Lamp

4 Lamp Gantry Light		
CODE	H23B	
	Dimensions (WxDxH)	690x500x1500
	Voltage	240V/1N
	El. Plug	13amp
	El. Consumption (KW)	2

- Height adjustable acrylic sneeze screen
- Attractive copper effect light shades
- Independent controls to base and gantry



## Table Top - Bain Marie

Table Top Bain Marie		
CODE	H24D	
	Dimensions (WxDxH)	1230x390x170
	Voltage	220V/1N
	El. Plug	13amp
	El. Consumption (KW)	1.5kw
	Extra details	With 4 x ½ GN Trays

- Digital Temp display
- Heating Indicator Light
- Manual Thermostat setting
- Temp range 0-80°C





## Hot Holding Equipment

### Hot Servery

Hot Servery		
CODE	H25CC	
Dimensions (WxDxH)	1500x700x1380	
Voltage	220V/1N	
El. Plug	13amp	
El. Consumption (KW)	3	

- On Castors
- Tempered Glass Screen
- 4 x 1/1 GN Pans
- Temp 0 - +110°C
- Tray Rail adds additional 300mm to depth of Servery



### Soup Kettle

Soup Kettle 10lt.		
CODE	H61	
Dimensions (WxDxH)	diam.345xh360	
Voltage	240V/1N	
El. Plug	13amp	
El. Consumption (KW)	0.4	

- Temperature dial
- Hinged lid
- Max temperature 98°C



## Preparation Equipment

### Blender

Table Top Blender 1lt.		
CODE	H43A	
Dimensions (WxDxH)	200x245x345	
Voltage	240V/1N	
El. Plug	13amp	
El. Consumption (KW)	0.37	

- Removable lid cap
- BPA Free
- Crushes ice in seconds
- High, low, off and pulse controls



## Preparation Equipment

### Stick Blender

Stick Blender		
CODE	H43B	
Dimensions (WxDxH)	diam.70xh395	
Voltage	240V/1N	
El. Plug	13amp	
El. Consumption (KW)	0.22	

- 4 blade emulsifying knife
- Lightweight
- Detachable shaft for easy cleaning
- Titanium coated blade



### Planetary Mixer

Planetary Mixer 35lt.		
CODE	H44C	
Dimensions (WxDxH)	470x600x1200	
Voltage	380V/3N w/o neutral	
El. Plug	32amp Red C-Form Socket	
El. Consumption (KW)	1.5	



### Meat Slicer - 22cm

Meat Slicer diam 22cm		
CODE	H36A	
Dimensions (WxDxH)	445x445x457	
Voltage	240V/1N	
El. Plug	13amp	
El. Consumption (KW)	0.2	
Extra details	blade diam.220mm	

- Integral sharpener
- Dual blade
- Built-in guards
- Adjustable thickness control
- Anodized aluminium body



## Preparation Equipment

### Bone Saw

Bone Saw		
CODE	H43G	
	Dimensions (WxDxH)	490x500x850
	Voltage	220V/1N
	El. Plug	13amp
	El. Consumption (KW)	0.75

- Table top Bone Saw
- Stainless Steel



### Vegetable Cutter

Vegetable Cutter		
CODE	H43E	
	Dimensions (WxDxH)	250x510x490
	Voltage	220V/1N
	El. Plug	13amp
	El. Consumption (KW)	0.55
	Extra details	3/4hp motor



### Potato Peeler

Potato Peeler		
CODE	H43F	
	Dimensions (WxDxH)	330x520x1100
	Voltage	220V/1N
	El. Plug	13amp
	El. Consumption (KW)	0.75



## Coffee & Drinks

### Double Bowl Juice Dispenser

Double Bowl Juice Dispenser		
CODE	H6A	
	Dimensions (WxDxH)	420x450x635
	Voltage	240V/1N
	El. Plug	13amp
	El. Consumption (KW)	0.4
	Extra details	2x 12lt. tank capacity

- Adjustable thermostat control
- Non-drip stainless steel taps
- Froth-free stirring
- Temperature range +6/+12°C



### Slushy Machine

Slushy Machine		
CODE	H6B	
	Dimensions (WxDxH)	380x550x450
	Voltage	220V
	El. Plug	13amp
	El. Consumption (KW)	0.45

- Capacity: 2 Tanks of 11 litres
- Weight 15kg



### Ice Cream Machine

Ice Cream Machine		
CODE	H64	
	Dimensions (WxDxH)	300x330x1400
	Voltage	220-240V
	El. Plug	13amp
	El. Consumption (KW)	0.45





- Capacity: 42ltr.
- Weight 50kg





## Coffee & Drinks





### Ice Maker

Ice Maker		
CODE	H63B	
	Dimensions (WxDxH)	500x600x915
	Voltage	220V/1N
	El. Plug	13amp
	El. Consumption (KW)	0.45

- Ice volume 43kg
- Weight 26kg







### Water Dispenser

Water Dispenser		
CODE	H7	
	Dimensions (WxDxH)	300x330x1400
	Voltage	240V/1N
	El. Plug	13amp
	El. Consumption (KW)	0.6
	Extra details	19lt. Bottle capacity

- Dual tap



### Filter Coffee Maker






Filter Coffee Maker		
CODE	H11B	
	Dimensions (WxDxH)	200x260x60
	Voltage	220V/1N
	El. Plug	13amp
	El. Consumption (KW)	1

- 10 cup capacity
- Permanent filter with water level window
- Delonghi
- Drip stop mechanism
- Thermostatic warming plate on/off
- Non sip feet



## Coffee & Drinks





### Nespresso Coffee Maker

Nespresso Capsule Coffee Machine		
CODE	H11C	
	Dimensions (WxDxH)	120x230x320
	Voltage	240V/1N
	El. Plug	13amp
	El. Consumption (KW)	1.3
	Water inlet/drain	in 3/4" BSP - out 40mm diam

- Automatic volume control
- Automatic power-off
- High pressure pump







### Kettle

Kettle 1.5lt.		
CODE	H45	
	Dimensions (WxDxH)	135x250x255
	Voltage	240V/1N
	El. Plug	13amp
	El. Consumption (KW)	2.5

- Automatic switch off
- Visible water gauge
- Various models available



### Water Boiler

Water Boiler 25/30lt.		
CODE	H46A	
	Dimensions (WxDxH)	435x440x520
	Voltage	240V/1N
	El. Plug	13amp
	El. Consumption (KW)	2.6
	Extra details	Manual Fill

- Polished stainless steel body
- Non-drip tap



## Tables & Sinks

### Self Contained Sink

Portable Self-Contained Sink		
CODE	H21C	
	Dimensions (WxDxH)	555x505x860
	Voltage	240V/1N
	El. Plug	13amp
	El. Consumption (KW)	3
	Extra details	25lt. water capacity

- Foot pump installed
- Removable lid to manually refill
- Heating element built-in
- Manual fill



### Stainless Steel Sink - Single Bowl

Stainless Steel Sink, Single Bowl and Draining Board		
CODE	H21A	
	Dimensions (WxDxH)	1000x700x900
	Water inlet/drain	in ½" BSP - out 40mm diam
	Extra details	-

- Raised lip and rear upstand
- Angled draining rack



### Stainless Steel Sink - Double Bowl

Stainless Steel Sink, Double Bowl and Draining Board		
CODE	H21B	
	Dimensions (WxDxH)	1600x700x900
	Water inlet/drain	in ½" BSP - out 40mm diam

- Complete with undershelf
- Rear upstand and raised lip
- Angled draining rack



### Stainless Steel Table

Stainless Steel Table Range					
CODE	H20E	H20F	H20B	H20C	
	Dimensions (WxDxH)	900x600x900	1100x600x900	1200x600x900	1800x600x900

- Height adjustable steel undershelf



### 3 Tier Trolley

3 Tier Trolley		
CODE	H34C	
	Dimensions (WxDxH)	860x530x900

- Swivel castors, bumpers and brakes
- Raised handles



## Dish / Glass Washers

### Dish / Glass Washer 50x50

Dishwasher / Glasswasher		
CODE	H47B	
	Dimensions (WxDxH)	435x530x830
	Voltage	220V/1N
	El. Plug	16amp Blue C-Form Socket
	El. Consumption (KW)	2.2kw

- Glass rack with 4 sloped rows
- Cutlery basket CB1
- Heater with thermostat control





## Dish / Glass Washers

### Pass-Through Dishwasher

Pass-through Dishwasher 50x50	
CODE	H47A
Dimensions (WxDxH)	720/2020x815x1510/2000
Voltage	400V/3N
El. Plug	32amp Red C-Form Socket
El. Consumption (KW)	7
Water inlet/drain	in 3/4" BSP - out 40mm diam

- 50x50 basket
- Rinse & detergent dispenser
- Drain pump built in and side tables
- Variable time cycles
- Inlet table with sink & spray
- Outlet table
- Pass Thru can be right or left hand



### GN Accessories

GN Accessories	
GN Trolley 2/1	Accepts 15 GN2/1 standard Trays
GN Trolley 1/1	Accepts 15 GN 1/1 standard Trays
GN Pans & Trays	A wide range of GN sizes available

- On Castors with rubber protective bumpers
- Wheel locks
- Stainless Steel



## Water Tanks

### Water Tank

Water Storage Tanks			
CODE	H68A	H68B	H68C
Dimensions (Dia. x H)	1500 x 1980	2000 x 2130	2100 x 2285
Volume (Gallons)	1000	1500	2000

- H68C Waste Water Tank



## LOWE Temporary Structures

Low Rental temporary structures are ideal for any outdoor event, festival or exhibition. Our tents are modular and can be built anywhere in a very short time. These structures are easily transportable and will be set up by our experienced on-site team, who can build and kit out the tent to meet your own specific requirements.

These temporary kitchens are popular given their flexibility in shape/size and ease of build/installation. Available in sizes ranging from as small as 3m x 3m to sizes in excess of 10m x 10m and can be air-conditioned to suit the time of year. They can be put down on many different surfaces as they can be installed, where necessary, with non-slip cassette flooring. The temporary kitchen can have connecting cold rooms for easy storage and access to supplies during operational periods.



### Temporary Structure Specs

- Sizes: 5x5m, 3x3m or combination thereafter
- Connecting cold rooms
- Hard floor options
- Glass front
- Glass doors
- Hard or soft walls
- Air conditioning

# Notes

Lined area for notes with horizontal lines.



### UAE

Low Rental LLC  
Office No. 610  
CEO Building  
PO Box 392327  
Dip 1, Dubai UAE  
T +971 4 882 9440

### KSA

Low Rental for Equipment Rental  
Unit No 2588, Al Mafsalah street  
Al Suly District  
Riyadh 14324 - 8169 10001  
Saudi Arabia  
T +966 500 97 4422

### Singapore

Low Rental Pte Ltd.  
23 Tagore Lane  
#03-19 Singapore 787601  
T +65-6284-1552

### Hong Kong

Low Rental Ltd  
Room 11, 14 Floor  
Wah Wai Centre  
38-40 Au Pui Wan Street  
Fo Tan  
New Territories  
Hong Kong  
T +852 2659 5300

### Ireland

Low Rental Ltd  
Head Office  
Lissue Industrial Estate East  
9 Lissue Walk  
Lisburn  
Co. Antrim  
BT28 2LU  
Northern Ireland  
T +44 (0) 28 9260 4619

### England

Low Rental Ltd  
Unit 37,  
Marchington Industrial Estate  
Uttoxeter  
Staffordshire  
England  
ST14 8LP  
T +44 (0) 1283 820 717

### Scotland

Low Rental Ltd  
Unit 1B Excelsior Park  
Canyon Road  
Netherton Industrial State  
Wishaw  
Scotland  
ML2 0EG  
T +44 (0) 16983 72902

### USA

Atlanta  
Low Rental Inc.  
7405 Graham Road, Suite B  
Fairburn  
Atlanta  
GA 30213  
T +1 770-461-9001

### USA

Las Vegas  
Low Rental Inc.  
6855 Speedway Blvd  
Suite 101  
Las Vegas  
NV 89115  
T +1 770-461-9001

### Germany

Low Rental GmbH  
Hohlstock 4  
56368 Klingelbach  
Germany  
T +49 (0) 6486 9039 680

### Italy

Low Rental Srl.  
Milano  
Italy  
T +39 023 6000 121

### Spain

Low Rental Ltd.  
Barcelona  
Spain  
T +34 9 3800 1963

### France

Low Rental Ltd.  
Paris  
France  
T +33 01 7676 9751



