



Refrigerated
Walk-in Modular
Cold Rooms by Lowe Rental

All you need to know

We Are Lowe. Est 1977

Lowe Rental have been working side-by-side with the retail and refrigeration industries for over 40 years, which has seen the company grow to become one of the world's largest and well renowned suppliers of cold storage solutions.

With over four decades of experience and a diverse portfolio of projects, Lowe Rental provide unparalleled expertise for a variety of retail offerings. Ranging from backup cold rooms for remodel developments, to offsite storage for exhibitions and front of house merchandising for events.

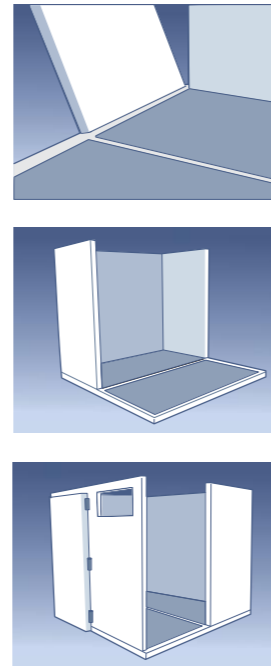
Combining the drive for innovation with unmatched experience has led Lowe to become one of the world's largest suppliers of cold storage solutions.

Contents

Modular Walk-in Cold Rooms	4
Dimensions, Functions and Optional Extras	5
Chiller Size Variations	6
Freezer Size Variations	7
Frequently Asked Questions	8
Why Rent Instead of Purchase	9
Case Studies, Delivery and Installation	10
How to Order	11



Modular Walk-in Cold Rooms



Modular walk-in cold rooms provide the perfect refrigerated storage solution even in the most challenging environments. Lowe's extensive logistical program ensures successful delivery and installation, each and every time.

Benefits

- ✓ Suitable for indoor and outdoor use.
- ✓ Modular system comes in variable sizes.
- ✓ Full technical backup is provided with each rental.
- ✓ Built on the ground, a modular solution does not require a base or stairs.
- ✓ Increased site accessibility due to easily transportable panels which overcome traditional delivery barriers presented by confined spaces or difficult delivery routes.
- ✓ Dual temperature functionality allows a modular cold room to be easily converted from chiller to freezer storage as required.
- ✓ Flexible, interlocking panels allow a modular cold room to be extended for additional storage by simply adding further panels and additional motors as required.
- ✓ Risk of equipment downtime as a result of breakdown is reduced. Spare motors can be provided to plug in while repair takes place or until a service engineer arrives, providing continual running assurance.

Dimensions, Functions and Optional Extras

Cold Room Dimensions	Optional Extras (additional cost)										
	Chiller	Freezer	Max Pallets	No. sockets required*	No. of Monoblock motors**	Racking	Ramps	Pallet Door	Double Barn Doors	Additional Motors	Extension Leads
2.4m x 2.4m (8ftx8ft)	✓	✓	4	1	1 - chiller and freezer	✓	✓	✓	✓	✓	✓
2.4m x 3.6m (8ftx12ft)	✓	✓	6	1	1 - chiller and freezer	✓	✓	✓	✓	✓	✓
2.4m x 4.8m (8ftx16ft)	✓	✓	8	2	2 - chiller and freezer	✓	✓	✓	✓	✓	✓
2.4m x 6.0m (8ftx20ft)	✓	✓	10	2	2 - chiller and freezer	✓	✓	✓	✓	✓	✓
2.4m x 7.2m (8ftx24ft)	✓	✓	12	2	2 - chiller and freezer	✓	✓	✓	✓	✓	✓
2.4m x 8.4m (8ftx28ft)	✓	✓	14	3	3 - chiller and freezer	✓	✓	✓	✓	✓	✓
2.4m x 9.6m (8ftx32ft)	✓	✓	16	4	3 - chiller / 4 - freezer	✓	✓	✓	✓	✓	✓
2.4m x 10.8m (8ftx36ft)	✓	✓	18	4	4 - chiller and freezer	✓	✓	✓	✓	✓	✓
2.4m x 12m (8ftx40ft)	✓	✓	20	4	4 - chiller and freezer	✓	✓	✓	✓	✓	✓

*This is the maximum number of pallets and should be used as guidance only. Please ensure that space is free to walk into the room and/or get the pallet truck in if required.
 16 amp sockets; *Per Cold Room

Features at a Glance

- Running temperature: -25... +2 °C
- Dual temperature setting (chiller or freezer)
- Modular system available in variable sizes
- Digital temperature panel
- Emergency door release
- Self-extinguishing panels in the event of fire

Notes:

The number of monoblock units per room are based on a low/medium usage with a maximum ambient of 30 °C.

If the cold room is to be used constantly and the door to be left open for long periods or used in ambients above 30 °C, additional monoblock units should be fitted to the cold room.

Cold rooms should be installed on a flat level base.

Accessories



Chill Strips



Additional Motors



Ramps



Pallet Doors



Python Holes

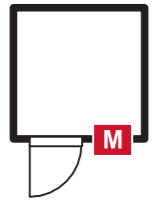


Racking



Extension Leads

Chiller Size Variations




2.4m x 2.4m
(8ft x 8ft)




2.4m x 3.6m
(8ft x 12ft)



2.4m x 4.8m
(8ft x 16ft)



2.4m x 6.0m
(8ft x 20ft)



2.4m x 7.2m
(8ft x 24ft)



2.4m x 8.4m
(8ft x 28ft)



2.4m x 9.6m
(8ft x 32ft)



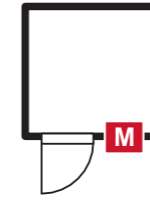
2.4m x 10.8m
(8ft x 36ft)



2.4m x 12m
(8ft x 40ft)

Doors can also be added on the long side.

Freezer Size Variations



2.4m x 2.4m
(8ft x 8ft)



2.4m x 3.6m
(8ft x 12ft)



2.4m x 4.8m
(8ft x 16ft)



2.4m x 6.0m
(8ft x 20ft)



2.4m x 7.2m
(8ft x 24ft)



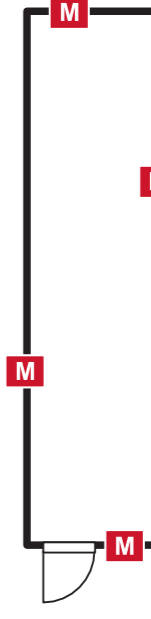
2.4m x 8.4m
(8ft x 28ft)



2.4m x 9.6m
(8ft x 32ft)



2.4m x 10.8m
(8ft x 36ft)



2.4m x 12m
(8ft x 40ft)

Doors can also be added on the long side.

Frequently Asked Questions

Question

Q: What surfaces can these rooms be built on?

Answer

A: All types, as long as they are flat. Uneven surfaces can be surveyed prior to agreeing the rental contract.

Q: When will the Lowe team come to commission my cold room?

A: The Lowe delivery crew will commission rooms on completion of the build. The motors are plug and play, with all temperatures pre-set before delivery so this should be easy to complete.

Q: What power is required to run each compressor on the Cold Room?

A: Each motor runs off 16 Amp power. Please ensure you have enough 16 Amp sockets or a 32 Amp socket to power the room.

Q: Will it work on 13 Amp power?

A: No

Q: My cold room is due for collection, what should I do?

A: Ensure the room is de-stocked in advance of collection. The collection team will take care of the rest.

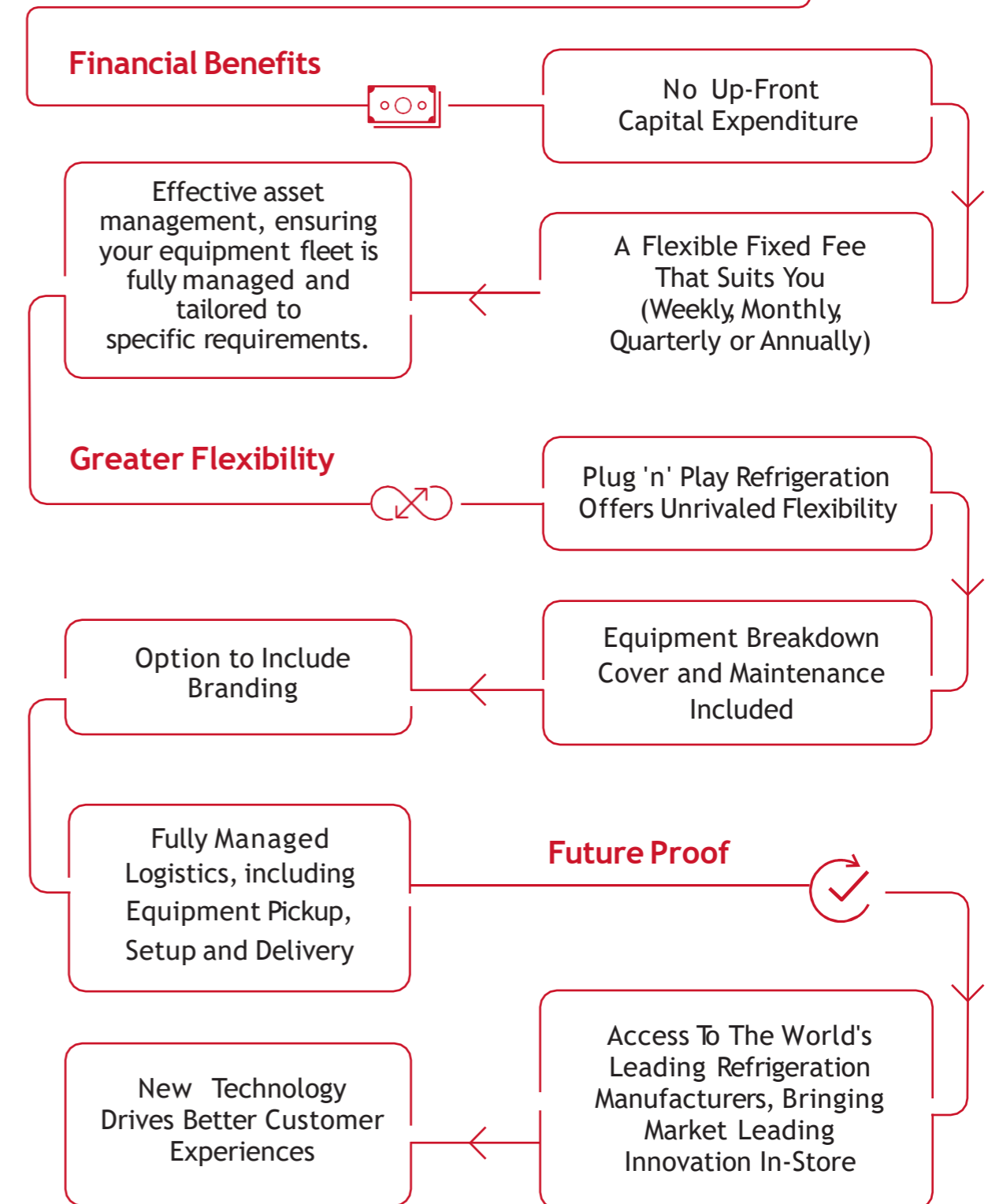
Q: What should I do if I need to change the date of delivery?

A: Please contact your local Lowe sales representative.

Q: I have a damaged cold room, what should I do?

A: Please contact the Lowe service department on 01283 829777 and provide as much detail about the damage as possible.

Why Rent Instead of Purchase ?





Major Sporting Event

Low Rental where able to accommodate the needs of a major golf tournament in the US with a full array of cold room solutions, from basic storage to front of house merchandising. Due to course conditions this involved complicated logistics where Lowe's cold room was the only viable solution.



Marks & Spencer

Low Rental supplied modular cold rooms to over 100 M&S stores during November and December. Providing a custom retail cold room for stores to serve customers at festive food collection points and additional cold chain storage both instore and outside. Low Rental help ensure stores effectively manage increased stock levels during peak trading.



Large Exhibition

Low Rental delivered over a 100 cold rooms for exhibitor use to one of the world's largest seafood exhibitions held annually in the US. Providing essential refrigerated storage for exhibitors throughout the exhibition.

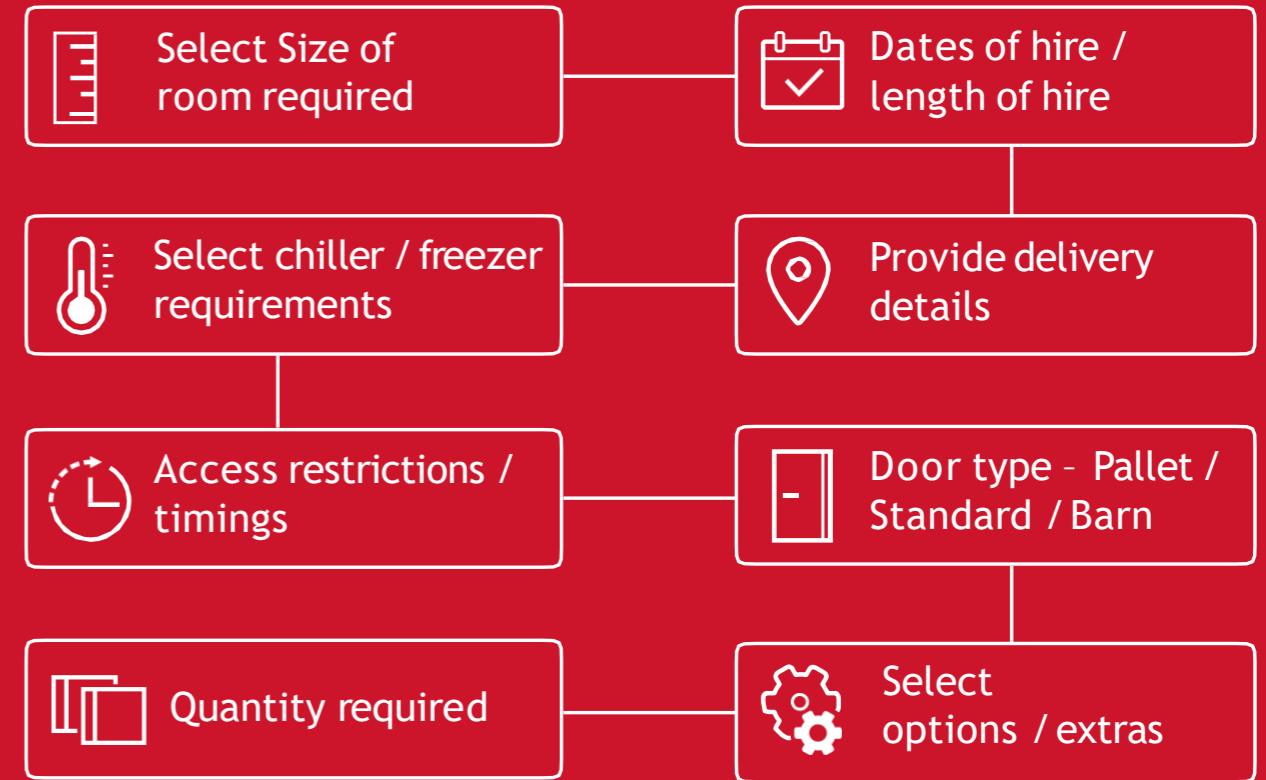


Snow Spa

Low Rental came to the aid of a company who wanted to offer a space for beach visitors to find relief from the searing heat in Dubai. Utilising a modular cold room to create a snow spa, Low Rental where able to provide an innovative solution to a routine problem.

How to Order

Please provide the team with the following information:



Delivery and Installation

Important things to note

- Lowe require a flat surface to build upon.
- 3ft of additional space must be given around the room for good ventilation.
- Access restrictions/ lifts/ stairs must be mentioned in advance. Lowe may need to do a site survey to ensure the Cold Room(s) can be built where required. This site survey is at an additional cost.
- 2.5kw power per 2.4m (8ft) room needs to be supplied.
- 16amp commando sockets need to be supplied.
- 32amp splitters available -32amp power required.
- Room must be destocked prior to collection.





We Are Lowe.

Would You Like to Talk
to Lowe ?

+966 500 97 4422



info@lowerental.com

Lowe Cold Rooms